

## EISENHOWER MEMORIAL

SECTION 106 PRESENTATION  
WASHINGTON D.C.  
JUNE 20th, 2011

EISENHOWER MEMORIAL

Gehry Partners • AECOM Joint Venture

# SUMMARY OF KEY ISSUES

Based on the last Section 106 Consulting meeting, on March 30, 2011, a number of key comments and background information has been summarized in the following section.

The comments were carefully considered and synthesized in this section along different categories and issues relevant to the design process.

- VIEW CORRIDORS ALONG MARYLAND AVENUE
- MEMORIAL RELATIONSHIP TO LBJ AND PLAZA
- VISIBILITY OF LBJ (INWARD AND OUTWARD)
- MEMORIAL MESSAGE

# DESIGN EVOLUTION

FEBRUARY THROUGH MAY 2011

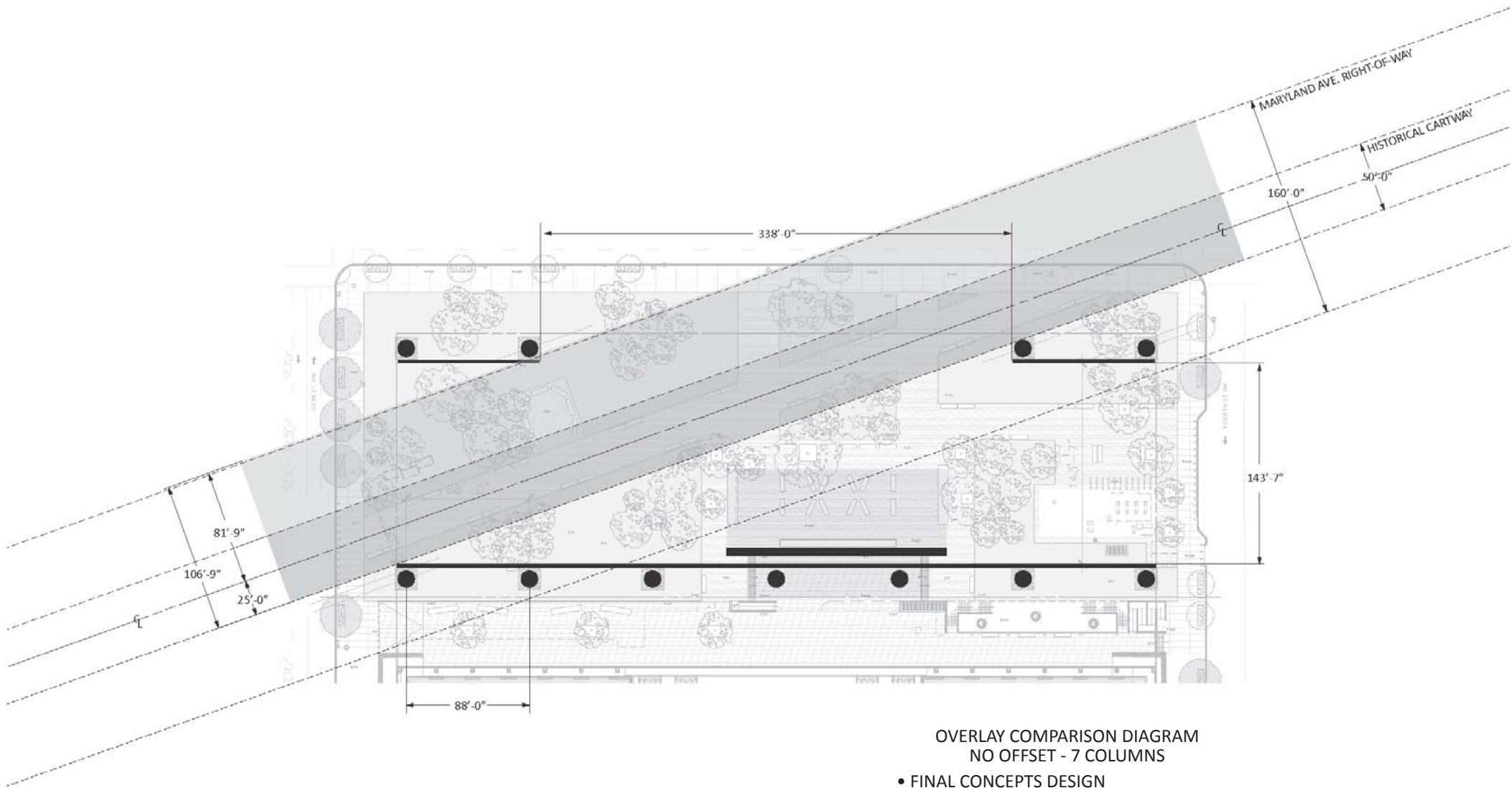
Information gathering to advance Memorial design.

- Maryland Avenue view corridor studies
- Colonnade and tapestry planning studies
- Material Samples
- Material science and testing

## NEXT STEPS IN EVOLUTION

- Memorial elements
- Landscape / Groundplane
- Thematic messaging
- LBJ Promenade

# FINAL CONCEPTS DESIGN



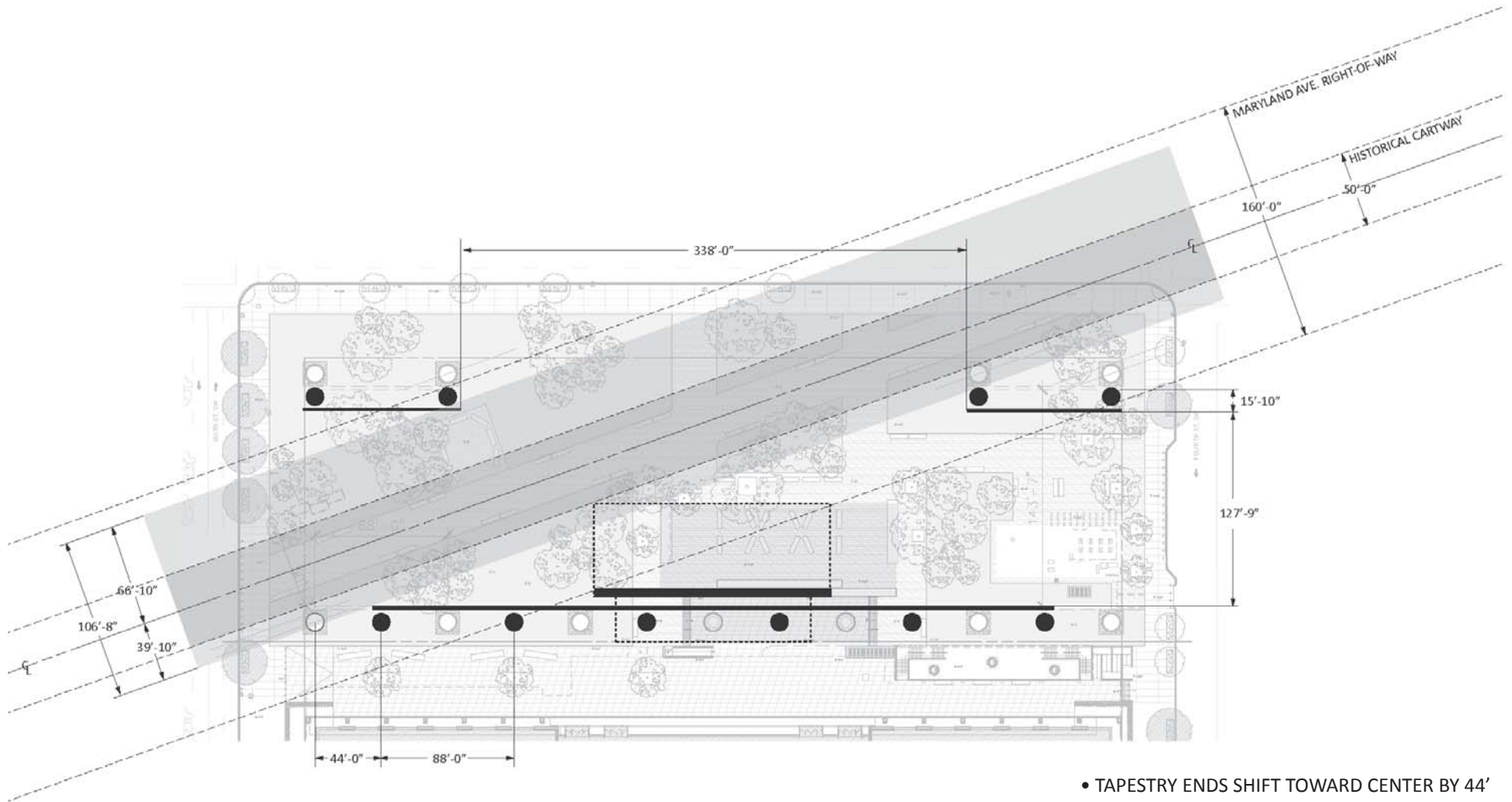
OVERLAY COMPARISON DIAGRAM  
NO OFFSET - 7 COLUMNS

- FINAL CONCEPTS DESIGN
- MEMORIAL CORE OFF-CENTERED ON SITE
- NUMBER OF SOUTH COLUMNS: 7
- COLUMN DIAMETER: 12'
- COLUMN SPACING O.C.: 88'





# ALTERNATE 1



- TAPESTRY ENDS SHIFT TOWARD CENTER BY 44'
- MEMORIAL CORE CENTERED ON SITE
- NORTH TAPESTRY SHIFT SOUTH
- NUMBER OF SOUTH COLUMNS: 6
- COLUMN DIAMETER: 12'
- COLUMN SPACING O.C.: 88'



EISENHOWER MEMORIAL  
Gehry Partners • AECOM Joint Venture

ALTERNATE 1

The site plan illustrates the proposed Independence Avenue Bikeway. The bikeway is shown as a shaded area with a width of 80'-0". The total length of the proposed bikeway section is 419'-0". The plan also shows the location of the Independence Avenue Bridge and the proposed bikeway alignment. Key dimensions include 160'-0" and 50'-0" for the Maryland Ave. Right-of-Way and Historical Cartway, and 80'-0" for the bikeway width. The plan also shows the location of the Independence Avenue Bridge and the proposed bikeway alignment. Labels include 'ALT 1D TAPESTRY', 'FC TAPESTRY', and 'ALT 1K TAPESTRY'.

- TAPESTRY ENDS SHIFT TOWARD CENTER BY 44'
- MEMORIAL CORE CENTERED ON SITE
- NORTH TAPESTRIES ROTATED 90 DEGREES
- NUMBER OF SOUTH COLUMNS: 6
- COLUMN DIAMETER: 12'
- COLUMN SPACING O.C.: 88'-0"

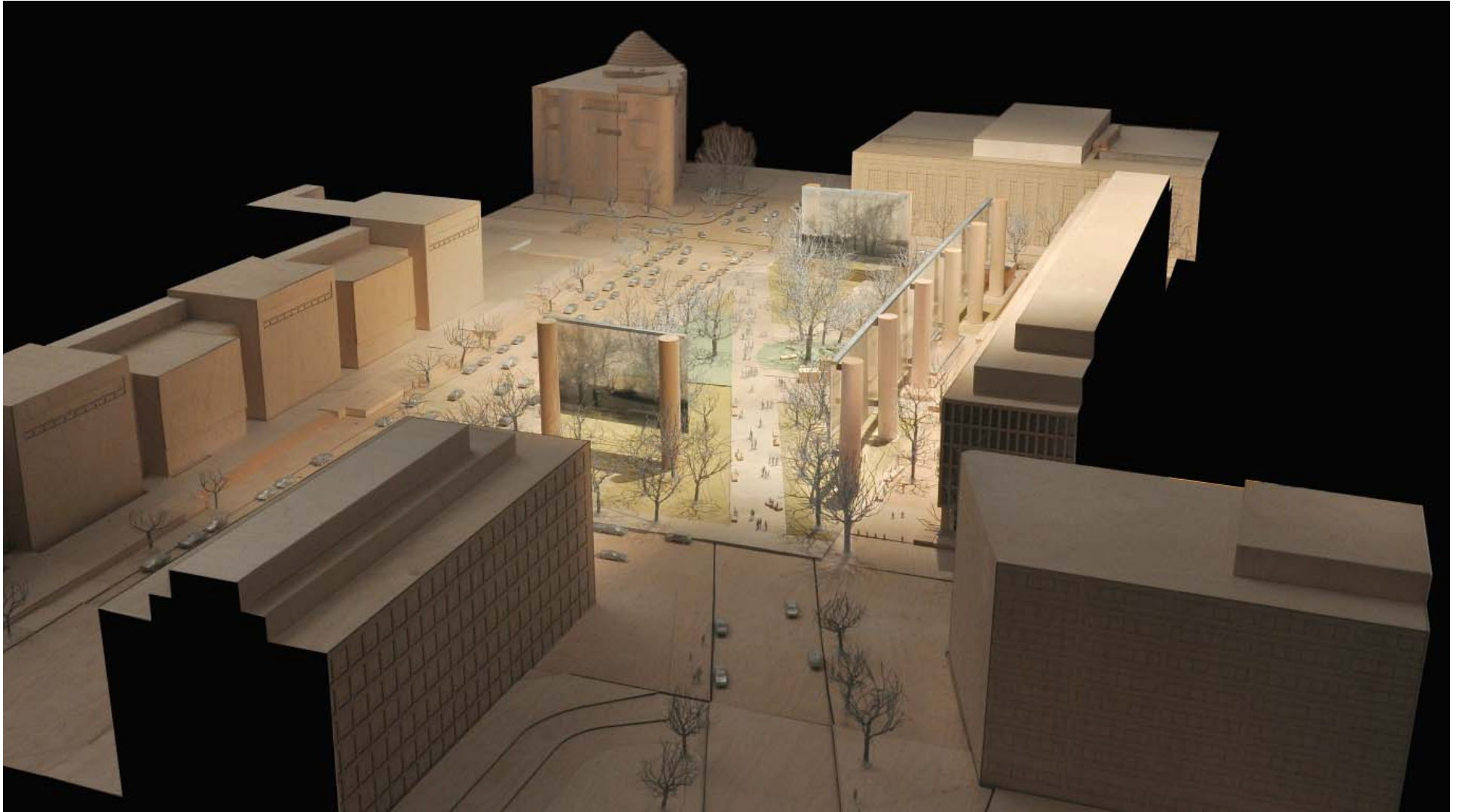
**EISENHOWER MEMORIAL**  
Gehry Partners • AECOM Joint Venture



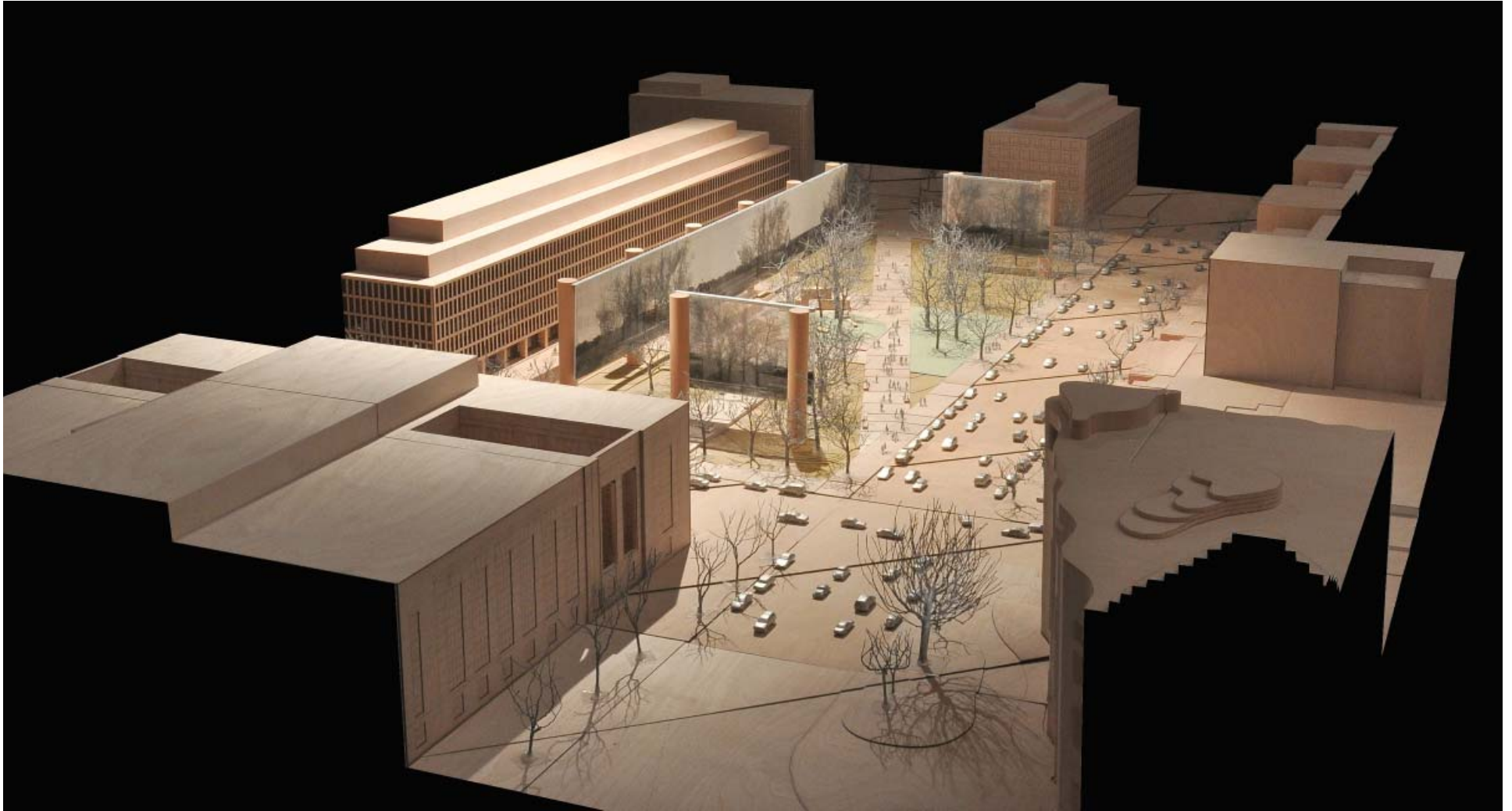


EISENHOWER MEMORIAL  
Gehry Partners • AECOM Joint Venture

CURRENT DESIGN



AERIAL VIEW TOWARDS NORTHEAST



AERIAL VIEW TOWARDS SOUTHWEST





VIEW NORTHEAST TOWARDS CAPITOL THROUGH MARYLAND AVENUE

EISENHOWER MEMORIAL  
Gehry Partners • AECOM Joint Venture



# VIEW CORRIDORS ALONG MARYLAND AVENUE

The role of Maryland Avenue in the L'Enfant plan was discussed as well as the views along it, to the Memorial, as well as in relation to the Capitol.

- In considering vistas, height and width have to be taken into account in addition to the visitor experience.
- Vistas are wide and the feeling they evoke is important.
- A focal point along the corridor is important in marking out the actual view.

# VIEW CORRIDOR STUDIES ALONG MARYLAND AVENUE




● VIEWPOINTS ALONG MARYLAND AVENUE






VIEW NORTHEAST FROM L'ENFANT PROMENADE



7TH ST. AND MARYLAND AVE. LOOKING NORTHEAST

EISENHOWER MEMORIAL  
Gehry Partners • AECOM Joint Venture






MARYLAND AVE. MIDBLOCK BETWEEN 7TH ST. AND 6TH ST. LOOKING NORTHEAST

**EISENHOWER MEMORIAL**  
Gehry Partners • AECOM Joint Venture





MARYLAND AVE. MIDBLOCK BETWEEN 7TH ST. AND 6TH ST. LOOKING NORTHEAST

**EISENHOWER MEMORIAL**  
Gehry Partners • AECOM Joint Venture



MARYLAND AVE. MIDBLOCK BETWEEN 6TH ST. AND 1ST ST. LOOKING SOUTHWEST

EISENHOWER MEMORIAL

Gehry Partners • AECOM Joint Venture



lens 100mm



VIEW FROM THE CAPITOL LOOKING SOUTHWEST

**EISENHOWER MEMORIAL**  
Gehry Partners • AECOM Joint Venture





FINAL CONCEPTS



ALTERNATE 1



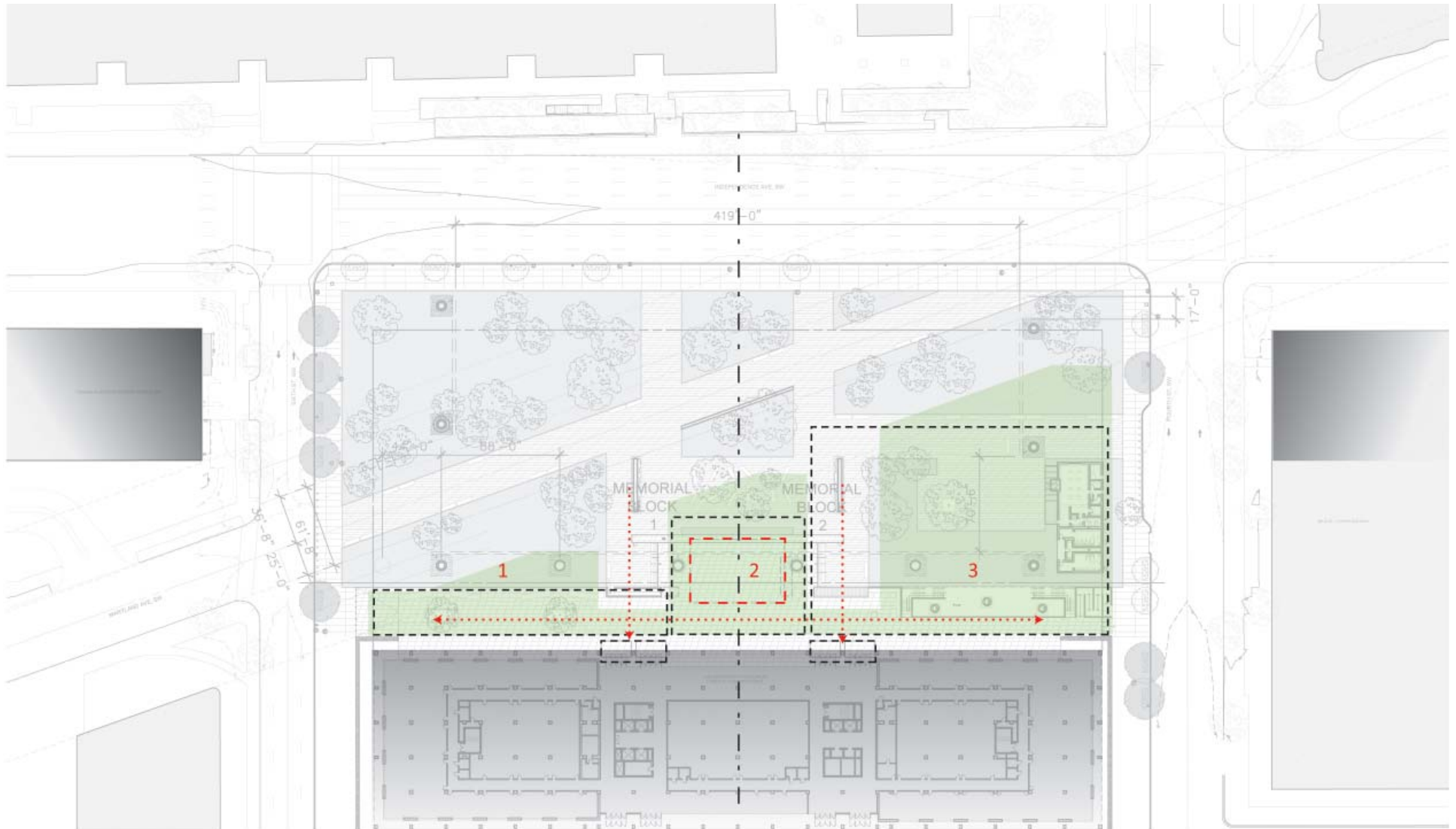
CURRENT SCHEME

# MEMORIAL RELATIONSHIP WITH LBJ AND PLAZA

The preservation of the LBJ Building has been carefully taken into consideration.

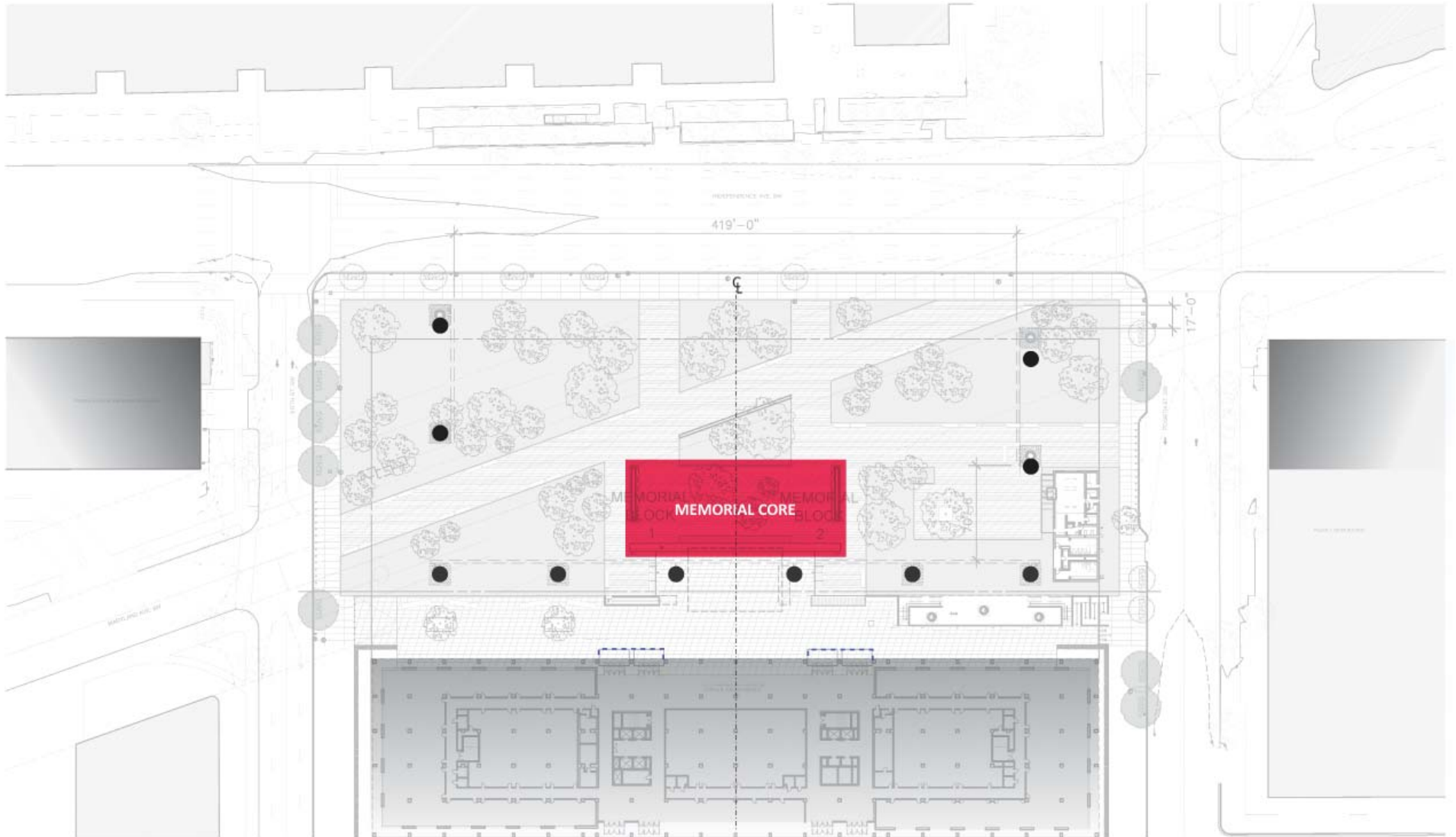
- The LBJ Building is eligible for the National Register of Historic Places based on Criteria A and C.
- It was the first building constructed as part of Urban Renewal in DC, its embodiment of Modern design values, and innovation as flexible office space.
- The plaza, which serves as the forecourt to the Building, is the work of a master landscape architect, Lester Collins.
- This marks a shift in the agency's role in Modernist architecture and its placement in Southwest DC.
- Considering the LBJ Building is a little under 50 years old, it was suggested a broader standard should be used to allow changes and adaptations on the site.

## EXISTING PLAZA AND LBJ PROMENADE



- EXISTING PLAZA FLOW TOWARD MARYLAND AVE. IS EMULATED IN THE NEW GROUNPLANE.
- MEMORIAL CORE CENTERED ON DEPT. OF EDUCATION ENTRANCES AND PROPORTIONED TO SITE.

## MEMORIAL CORE RELATION TO L.B.J. & PLAZA



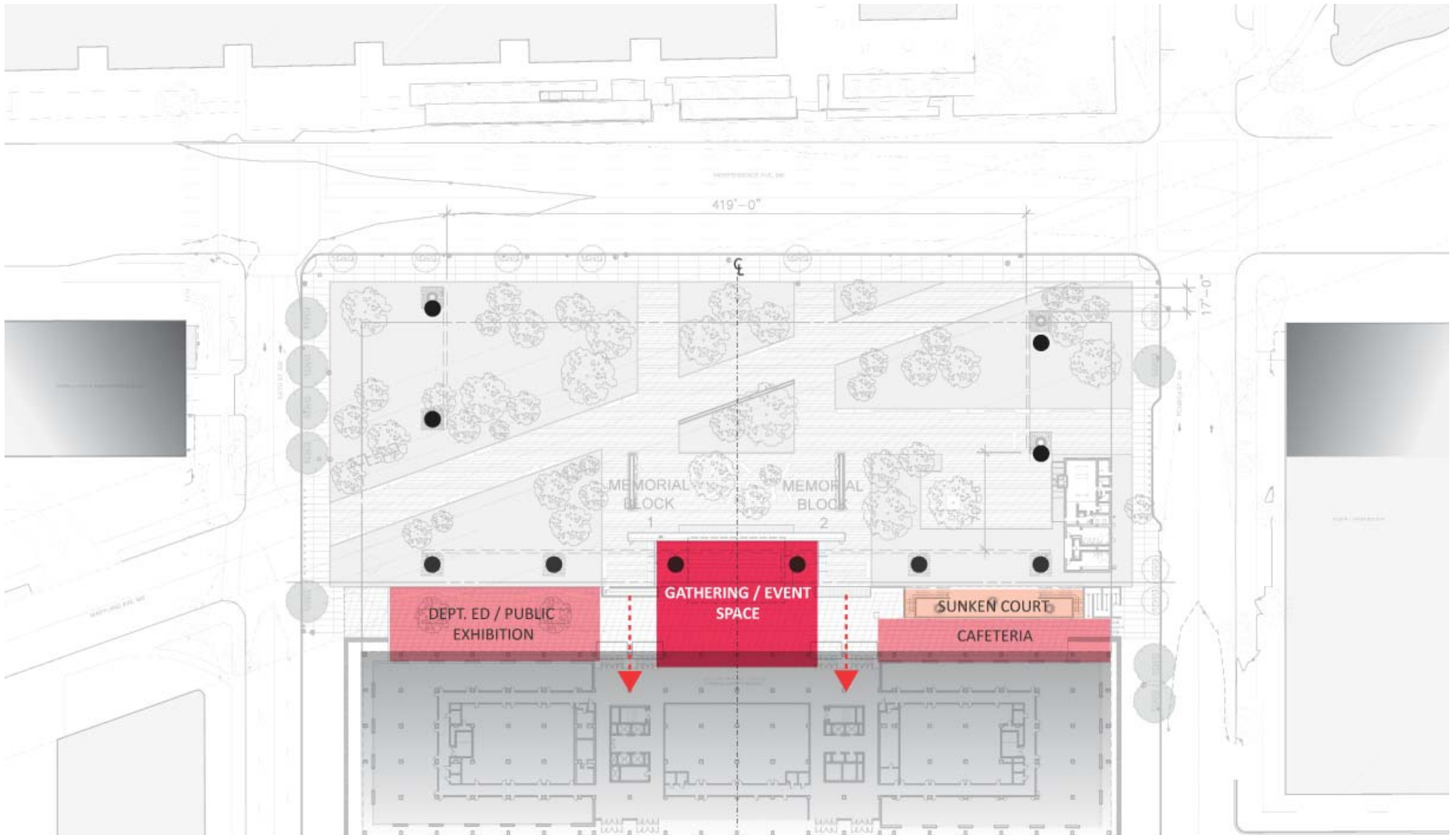
- CORE CENTERED AT PROMENADE.
- DIRECT INTERFACE WITH THE DEPT. OF EDUCATION BUILDING.
- FREE PEDESTRIAN FLOW TO PROMENADE.

**EISENHOWER MEMORIAL**

Gehry Partners • AECOM Joint Venture



# LBJ PROMENADE

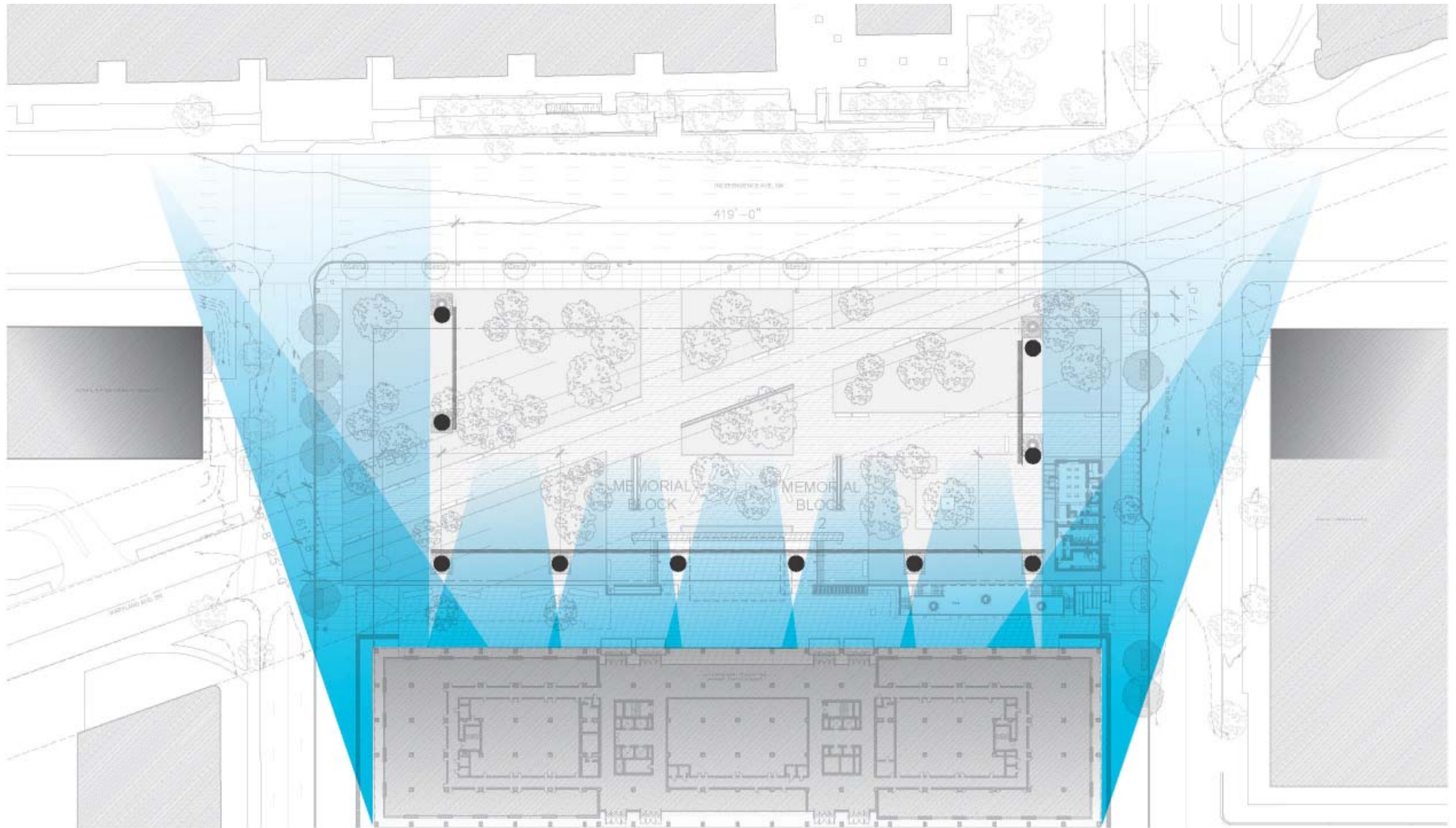


- PROGRAMMATIC RELATIONSHIPS FOR THE PROMENADE AS A RESULT OF THE DESIGN CHARETTE WITH THE DEPT. OF ED. ON APRIL 27, 2011.

# VISIBILITY OF L.B.J. BUILDING

- The LBJ Building is eligible for the National Register of Historic Places based on Criteria A and C.
- It was the first building constructed as part of Urban Renewal in DC, its embodiment of Modern design values, and innovation as flexible office space.
- The plaza, which serves as the forecourt to the Building, is the work of a master landscape architect, Lester Collins.
- This marks a shift in the agency's role in Modernist architecture and its placement in Southwest DC.
- Considering the LBJ Building is a little under 50 years old, it was suggested a broader standard should be used to allow changes and adaptations on the site.
- The LBJ building is more visible with the front tapestries to the side and the main tapestry reenforces the presence of the building.

## VISIBILITY OF L.B.J. BUILDING



- INCREASED THE AMOUNT OF UNOBSTRUCTED VIEWS TOWARDS THE LBJ BUILDING



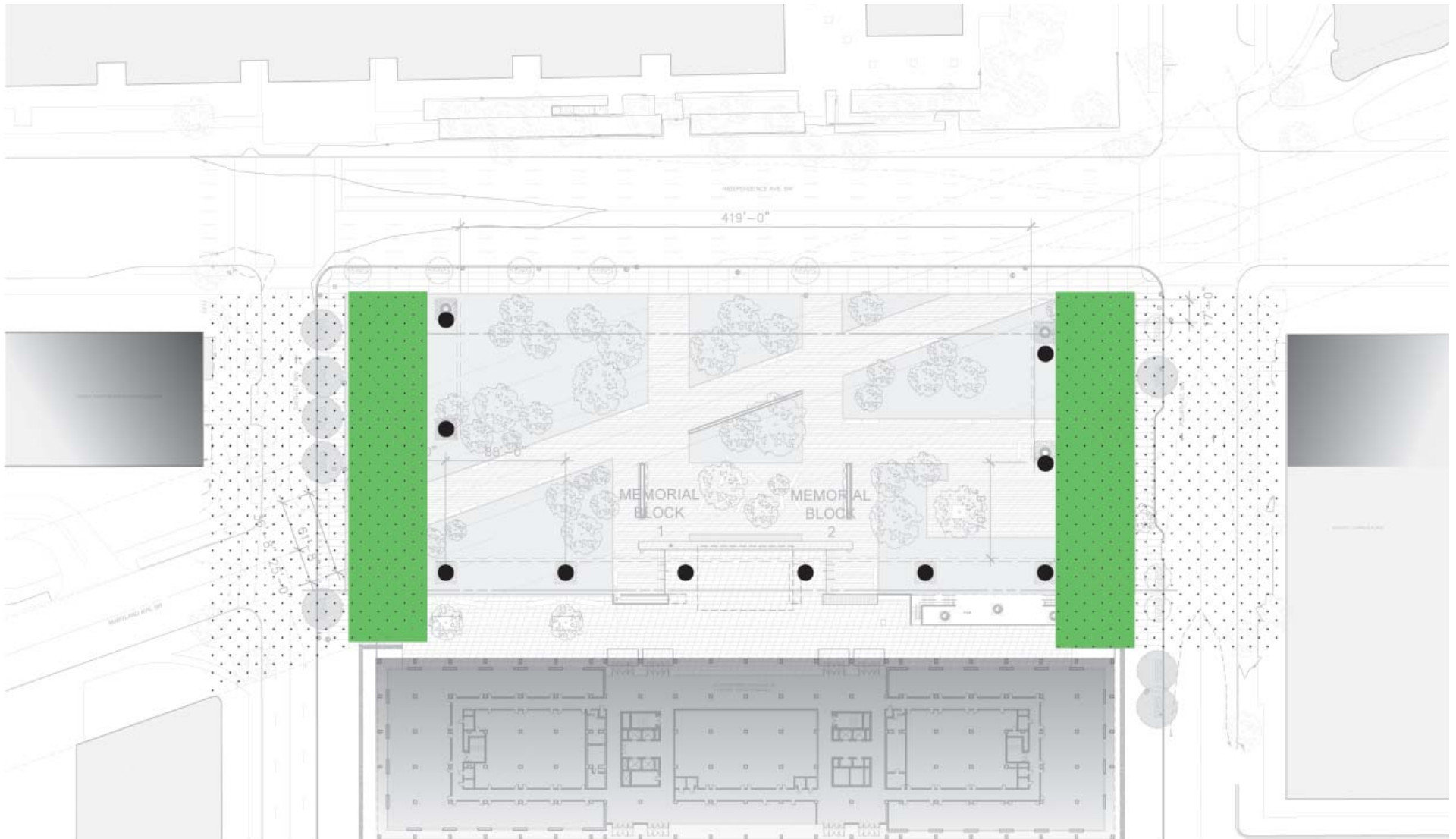


VIEW SOUTH TOWARDS LBJ FROM 4TH STREET



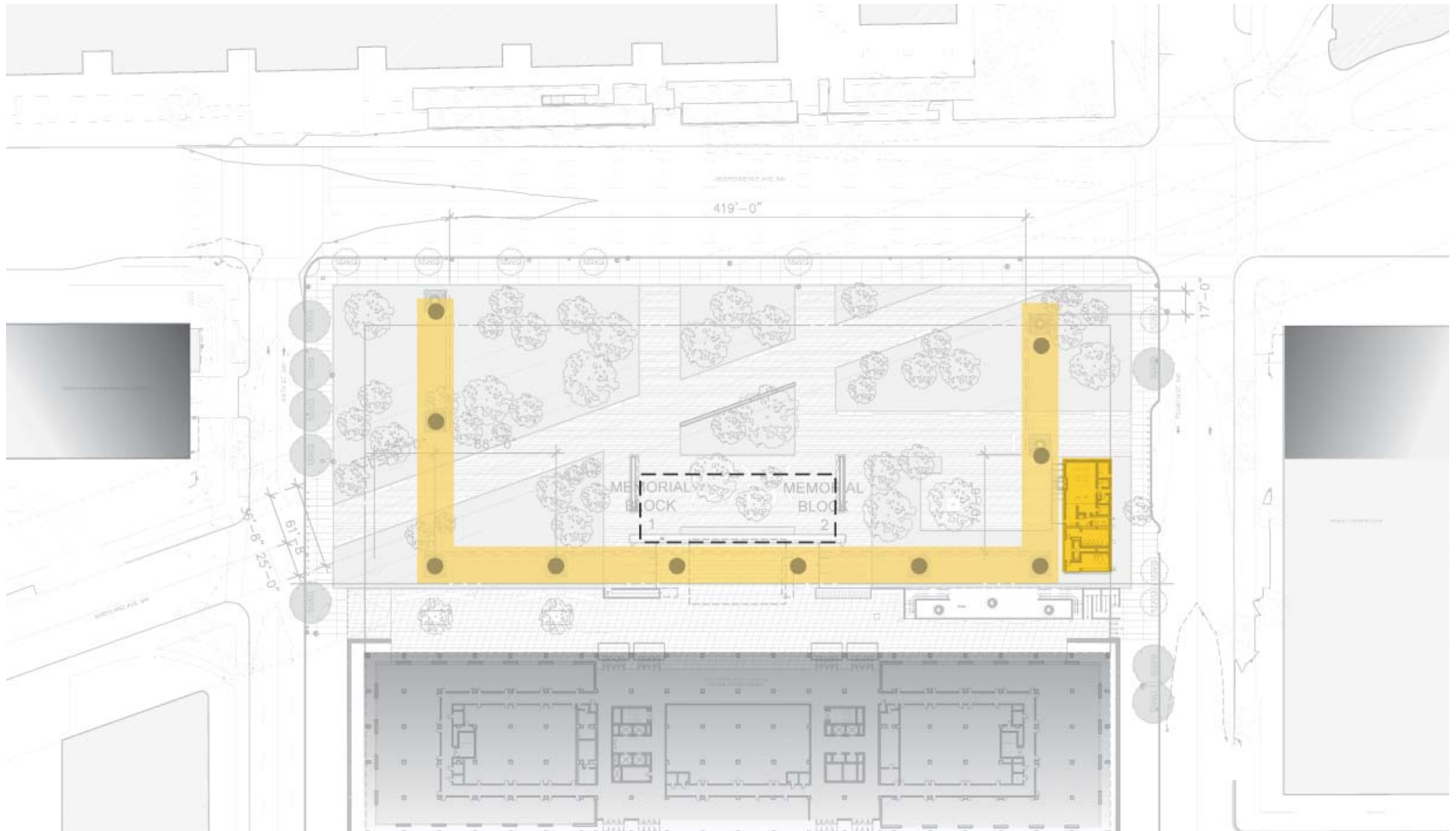
VIEW SOUTH TOWARDS LBJ FROM 6TH STREET

## URBAN CONTEXT & ADJACENCIES WITH BUILDINGS



- EAST AND WEST TAPESTRIES' RELATIONSHIP TO FAA AND COHEN BUILDINGS ARE STRENGTHENED, ALONG WITH THE STREET RELATIONSHIP.

## ORGANIZATIONAL DIAGRAM MEMORIAL AS A “TEMPLE”

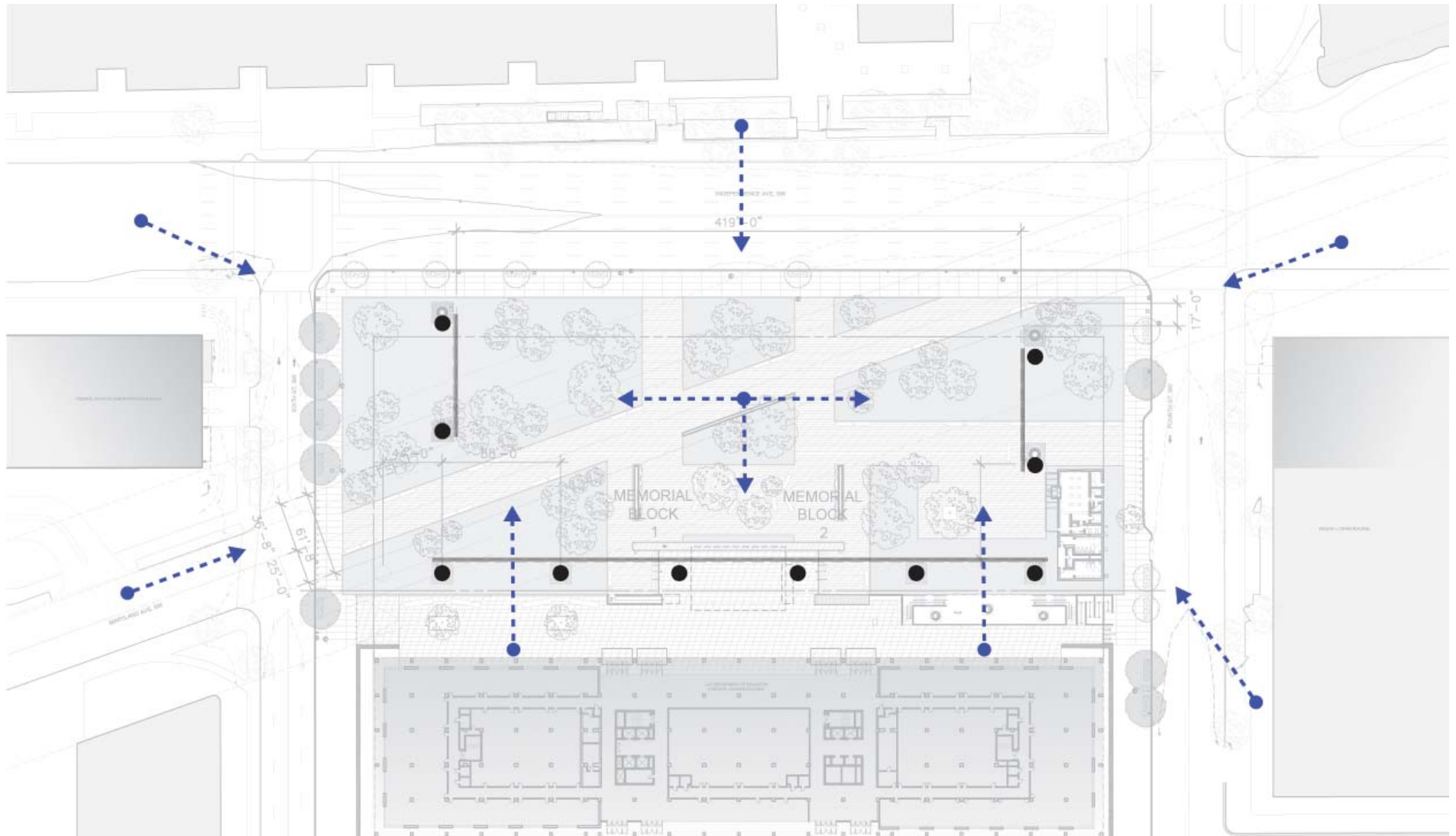


- FRAMING OF THE SITE WITH COLUMNS AND TAPESTRY, CREATING AN INTIMATE SPACE.
- A BETTER DEFINED URBAN ROOM CAPTURES THE SITE IN ITS LARGE CONTEXT.
- SUPPORT BUILDING AT PERIPHERY OF SACRED SPACE AND TRUE MEMORIAL EXPERIENCE



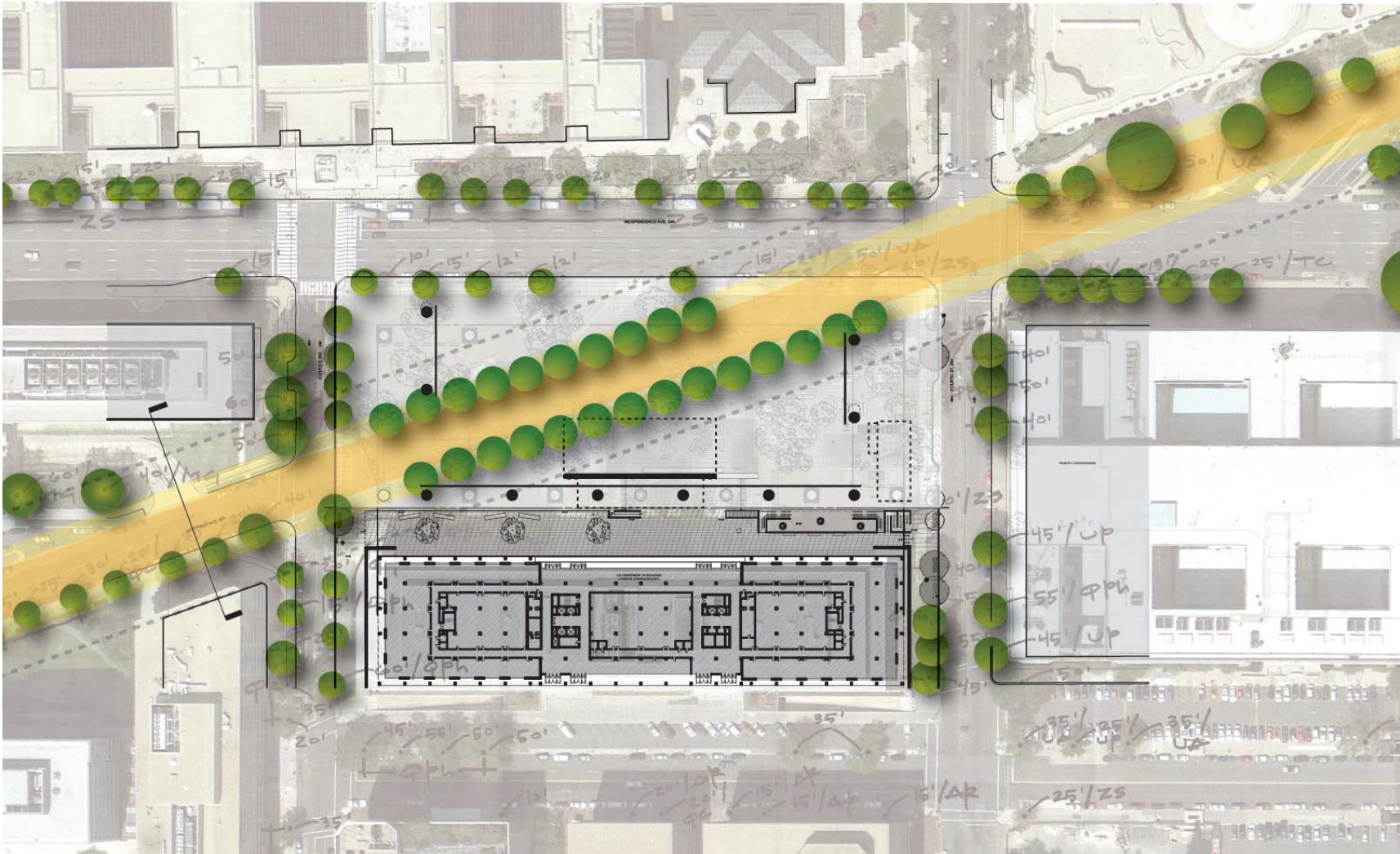
- EISENHOWER MEMORIAL**  
Gehry Partners • AECOM Joint Venture

## TAPESTRY VIEWSHED



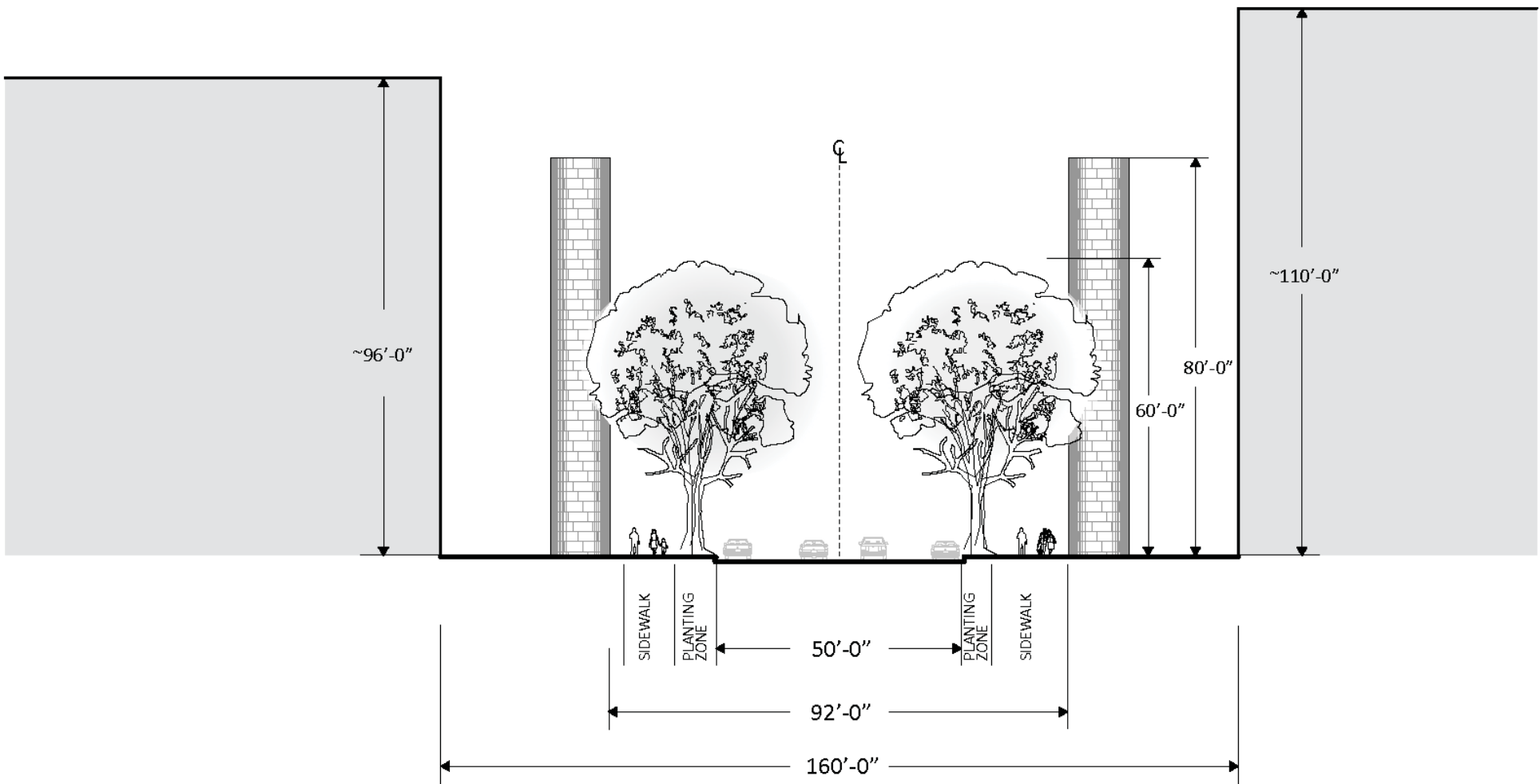
- VIEWS TO EACH TAPESTRY ARE UNIQUE IN THIS SCHEME.
- THIS SCHEME PROVIDES A GREATER ARRAY OF VIEW SHEDS FROM OUTSIDE THE MEMORIAL SITE

## STREET TREE TO COLUMN RELATIONSHIP






## STREET TREE TO COLUMN RELATIONSHIP



# TAPESTRY SAMPLES AND IMAGERY





TAPESTRY STUDIES AND RESEARCH:

EISENHOWER MEMORIAL  
Gehry Partners • AECOM Joint Venture






FULL-SCALE MOCK-UP AT GEHRY PARTNERS OFFICE



TAPESTRY STUDIES AND RESEARCH: FULL SCALE  
MOCK-UP AT GEHRY PARTNER'S OFFICE






TAPESTRY STUDIES AND RESEARCH: FULL SCALE  
MOCK-UP AT GEHRY PARTNER'S OFFICE



TAPESTRY STUDIES AND RESEARCH: FULL SCALE  
MOCK-UP AT GEHRY PARTNER'S OFFICE





TAPESTRY STUDIES AND RESEARCH: FULL SCALE

# MATERIAL SCIENCE AND TESTING

Different materials were tested in an Englehard Salt Fog chamber (ATI ICN 005575). The chamber operated with continuous fog at  $35 \pm 2^\circ \text{C}$  ( $95 \pm 3^\circ \text{F}$ ) utilizing a 5% salt solution consisting of five parts reagent grade sodium chloride and 95 parts de-ionized water by mass. Six specimens of each of the eleven wire types were labeled with identification numbers and letters. At the end of each 250-hour period (actual intervals were 242 hr, 528 hr and 744 hr), and at the conclusion of the 1000-hour exposure period, all samples were visually inspected and photographed to evaluate the occurrence and degree of corrosion. No rinsing of the specimens was performed until after completion of the 1000 hr exposure at which time each specimen was rinsed and cleaned under warm running water.

The list of materials tested was:

- Stainless Steel 316 Spring Tempered 26 ga (blackened)  
No Change
- Stainless Steel 316 Spring Tempered 26 ga (non-blackened)  
No Change
- Stainless Steel 316 annealed 32 ga (blackened)

Specimens have developed greenish hue

- Stainless Steel Yarn 316L 16/2 Nm (blackened)  
No Change
- Stainless Steel Yarn 316L 12/2 Nm (Blackened)

No Change

- Teflon Coated Aluminum 26 ga

No change on coated surface, however green corrosion evident on exposed wire ends.

- Painted copper 20 ga

No change on coated surface, however green corrosion evident on exposed wire ends.

- Titanium 22 ga

No change

- Aluminum 22 ga

Some continued dulling of surface, no shine, little or no change from 750 hr inspection, some darkening in isolated areas.

- Phosphore bronze 22 ga

Consistent corrosion over entire surface leaving a dull burgundy color overall, green corrosion buildup on ends.