



United States Department of the Interior
NATIONAL PARK SERVICE
Yosemite National Park
P. O. Box 577
Yosemite, California 95389

IN REPLY REFER TO:
L7615(YOSE-PM)

Memorandum

To: Ruth Middlecamp, Project Manager, Yosemite National Park

From: Superintendent, Yosemite National Park

Subject: NEPA and NHPA Clearance: Programmatic CE: Parkwide Commercial Passenger Transportation Commercial Use Authorization (Programmatic CE) (74647) CG

The Executive Leadership Team has reviewed the proposed project and completed its environmental assessment documentation, and we have determined the following:

- There will not be any effect on threatened, endangered, or rare species and/or their critical habitat.
- There will be no adverse effect on historical, cultural, or archeological resources.
- There will not be serious or long-term undesirable environmental or visual effects.

The subject proposed project, therefore, is now cleared for all NEPA and NHPA compliance requirements as presented above. Project plans and specifications are approved and construction and/or project implementation can commence.

For the proposed project actions to be within compliance requirements during construction and/or project implementation, the following mitigations must be adhered to:

- No mitigations identified.

Recommendations for Conditions or Stipulations: None

For complete compliance information see PEPC Project 74647.


Palmer L. Jenkins (Acting Superintendent)

Enclosure (with attachments)

cc: Statutory Compliance File

Letter of Compliance Completion – 2017-033 Parkwide Commercial Passenger Transportation Commercial Use Authorization (Programmatic CE) - PEPC ID: 74647



Categorical Exclusion Form

Project: 2017-033 Programmatic CE: Parkwide Commercial Passenger Transportation Commercial Use Authorization

PEPC Project Number: 74647

Project Description:

The Commercial Use Authorization (CUA) is a tool required by the National Park Service to regulate and oversee the commercial use of National Park Service lands, not regulated under a Concessions Management contract. This CUA, also known as a permit, is issued to companies or individuals conducting commercial passenger transportation services in Yosemite National Park.

This CUA is classified as an Out-of-Park CUA which requires the permit holder to conduct all business, including advertising, bookings and financial transactions, outside of the park. In addition all trips must begin and end outside the park. The CUA will allow the permit holder to provide commercial passenger transportation for private and commercial road-based sightseeing tours in Yosemite National Park. The CUA is required for all sizes of commercial passenger transportation vehicles which include sedans, limousines, mini-vans, vans, mini-buses and motor coaches.

Commercial passenger transportation companies or individuals, also known as holders, are required to obtain a CUA each year prior to transporting clients into Yosemite National Park. The CUA will only be issued for a period of one year at a time. Companies must apply for a new CUA each year that they plan to offer trips to Yosemite. In addition companies are required to submit an annual report to the Commercial Use Office listing the number of trips made and number of passengers transported into the park during the previous year.

The Holder is regulated by the terms and conditions of the Commercial Use Authorization which is administered and managed by the Yosemite National Park Commercial Use Office in conjunction with the Yosemite Protection Division. The Holder is required to obtain additional CUAs for any activities conducted in the park not covered under the Commercial Passenger Transportation CUA.

Project Locations:

Mariposa, Tuolumne, and Madera Counties

Mitigations:

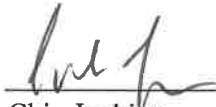
- No mitigations identified.

CE Citation: A.6 Commercial use licenses involving no construction.

Decision: I find that the action fits within the categorical exclusion above. Therefore, I am categorically excluding the described project from further NEPA analysis. No extraordinary circumstances apply.

Acting

Superintendent:


Chip Jenkins

Date:

6/12/12

Extraordinary Circumstances:

If implemented, would the proposal...	Yes/No	Notes
A. Have significant impacts on public health or safety?	No	
B. Have significant impacts on such natural resources and unique geographic characteristics as historic or cultural resources; park, recreation, or refuge lands; wilderness areas; wild or scenic rivers; national natural landmarks; sole or principal drinking water aquifers; prime farmlands; wetlands (Executive Order 11990); floodplains (Executive Order 11988); national monuments; migratory birds; and other ecologically significant or critical areas?	No	
C. Have highly controversial environmental effects or involve unresolved conflicts concerning alternative uses of available resources (NEPA section 102(2)(E))?	No	
D. Have highly uncertain and potentially significant environmental effects or involve unique or unknown environmental risks?	No	
E. Establish a precedent for future action or represent a decision in principle about future actions with potentially significant environmental effects?	No	
F. Have a direct relationship to other actions with individually insignificant, but cumulatively significant, environmental effects?	No	
G. Have significant impacts on properties listed or eligible for listing on the National Register of Historic Places, as determined by either the bureau or office?	No	
H. Have significant impacts on species listed or proposed to be listed on the List of Endangered or Threatened Species, or have significant impacts on designated Critical Habitat for these species?	No	
I. Violate a federal, state, local or tribal law or requirement imposed for the protection of the environment?	No	
J. Have a disproportionately high and adverse effect on low income or minority populations (EO 12898)?	No	
K. Limit access to and ceremonial use of Indian sacred sites on federal lands by Indian religious practitioners or adversely affect the physical integrity of such sacred sites (EO 130007)?	No	
L. Contribute to the introduction, continued existence, or spread of noxious weeds or non-native invasive species known to occur in the area or actions that may promote the introduction, growth, or expansion of the range of such species (Federal Noxious Weed Control Act and Executive Order 13112)?	No	



ENVIRONMENTAL SCREENING FORM (ESF)

Updated Sept 2015 per NPS NEPA Handbook

A. PROJECT INFORMATION

Project Title: 2017-033 Programmatic CE: Parkwide Commercial Passenger Transportation Commercial Use Authorization (Programmatic CE)

PEPC Project #: 74647

Project Type: Commercial Use Authorization (CUP)

Project

Location:

County, State: Mariposa & Tuolumne Counties, California

Project Ruth Middlecamp

Leader:




B. RESOURCE IMPACTS TO CONSIDER:

Resource	Potential for Impact	Potential Issues & Impacts
Air Air Quality	None	
Biological Nonnative or Exotic Species	None	
Biological Species of Special Concern or Their Habitat	None	
Biological Vegetation	None	
Biological Wildlife and/or Wildlife Habitat including terrestrial and aquatic species	None	
Cultural Archeological Resources	None	
Cultural Cultural Landscapes	None	
Cultural Ethnographic Resources	None	


Resource	Potential for Impact	Potential Issues & Impacts
Cultural Museum Collections	None	
Cultural Prehistoric/historic structures	None	
Geological Geologic Features	None	
Geological Geologic Processes	None	
Lightscares Lightscares	None	
Other Human Health and Safety	None	
Other Operational	None	
Other Other	None	
Socioeconomic Land Use	None	
Socioeconomic Minority and low-income populations, size, migration patterns, etc.	None	
Socioeconomic Socioeconomic	None	
Soundscapes Soundscapes	None	
Viewsheds Viewsheds	None	
Visitor Use and Experience Recreation Resources	None	
Visitor Use and Experience Visitor Use and Experience	None	
Water Floodplains	None	
Water Marine or Estuarine Resources	None	
Water Water Quality or Quantity	None	

Resource	Potential for Impact	Potential Issues & Impacts
Wetlands		
Water Wild and Scenic River	None	
Wilderness Wilderness	None	

Recommended:

Compliance Specialists  Compliance Specialist -- Renea Kennec  Compliance Program Manager -- Madelyn Ruffner  Chief, Project Management -- Ron Gaunt	Date <u>10/10/17</u> <u>10/10/17</u> <u>10/11/17</u>
--	---

Approved:

Superintendent  Palmer L. Jenkins (Acting Superintendent)	Date <u>10/12/17</u>
--	-------------------------

UNITED STATES DEPARTMENT OF THE INTERIOR
National Park Service
YOSEMITE NATIONAL PARK
Park Contact: Gretchen Mominee or Ruth Middlecamp
Phone Number: 209-379-1854 or 1851
COMMERCIAL USE AUTHORIZATION
UNDER THE AUTHORITY OF P.L. 105-391 Section 418, (54 U.S.C. 101925)

1. AUTHORIZED ACTIVITY:

COMMERCIAL PASSENGER TRANSPORTATION

2 Authorization Holder Information:

Business Name ↓

Contact Name ↓

Mailing Address ↓

City, State, Zip ↓

Telephone ↓

↓ FAX

Permit Number: **YOSE-18-**

Park Alpha-Number

Authorization Date: **January 01, 2018**

Expiration Date: **January 31, 2019**

Name of Area: **Yosemite National Park**

Transportation Authority

Calif. PUC Authority # Dept. of Transportation Authority #

TCP-

DOT-

MC-

3. The holder is hereby authorized to use the following described land or facilities in the above named area (area must be restored to its original condition at the end of the authorization): **Areas within Yosemite National Park open to the general public and designated by the attached permit conditions and attachments.**

4. **Summary of authorized activity:** (see attached sheets for additional information and conditions)

☒ **Out-of-Park:** The commercial services described above must originate and terminate outside of the boundaries of the park area. This permit does not authorize the holder to advertise, solicit business, collect fees, or sell any goods or services within the boundaries of the park area.

☐ **In-Park:** The commercial service described above must originate and be provided solely within the boundaries of the park area

5. NEPA/NHPA Compliance:

☒ Categorical Exclusion ☐ EA/FONSI ☐ EIS ☐ Other Approved Plans PEPC NUMBER: 74647

6. Reasonable fee: (Cost recovery required at a minimum)

Application Fee:	<input type="checkbox"/> Required	Amount	Received
Administrative Fee:	<input checked="" type="checkbox"/> Required	<input type="checkbox"/> Not Required	Amount \$450.00
Management Fee:	<input type="checkbox"/> Required	<input type="checkbox"/> Not Required	Amount
Market Price:	<input type="checkbox"/> Required	<input type="checkbox"/> Not Required	Amount
Other Fee	<input type="checkbox"/> Required	<input type="checkbox"/> Not Required	Amount

7. Insurance:

Liability: ☒ Required ☐ Not Required
Auto: ☒ Required ☐ Not Required

Coverage Amount **\$1 Million per occurrence**

Coverage Amount **As required by USDOT or CA PUC**

ISSUANCE of this authorization is subject to the conditions below. The undersigned hereby accepts this authorization subject to the terms, covenants, obligations, and reservations, expressed or implied herein.

8. SIGNATURES

Authorization Holder: _____
Signature Title Date

Authorizing NPS
Official: _____
Signature Title Date

CONDITIONS OF THIS AUTHORIZATION

1. **False Information:** The holder is prohibited from knowingly giving false information. To do so will be considered a breach of conditions and be grounds for revocation: [RE: 36 CFR 2.32(a) (3)].
2. **Legal Compliance:** The holder shall exercise this privilege subject to the supervision of the park area Superintendent. The holder shall comply with all applicable laws and regulations of the area and terms and conditions of the authorization. The holder must acquire all permits or licenses of State or local compliance with all applicable Federal, State, and local laws and regulations, including, without limitation, all applicable park area policies, procedures and regulations. The commercial services described above are to be provided to park area visitors at reasonable rates and under operating conditions satisfactory to the park area superintendent.
3. **Rates:** The holder shall provide commercial services under this authorization to visitors at reasonable rates and under operating conditions satisfactory to the area Superintendent.
4. **Liabilities and Claims:** This authorization is issued upon the express condition that the United States, its agents and employees shall be free from all liabilities and claims for damages and/or suits for or by reason of any injury, injuries, or death to any person or persons or property of any kind whatsoever, whether to the person or property of the (holder), its agents or employees, or third parties, from any cause or causes whatsoever while in or upon said premises or any part thereof during the term of this authorization or occasioned by any occupancy or use of said premises or any activity carried on by the (holder) in connection herewith, and the (holder) hereby covenants and agrees to indemnify, defend, save and hold harmless the United States, its agents, and employees from all liabilities, charges, expenses and costs on account of or by reason of any such injuries, deaths, liabilities, claims, suits or losses however occurring or damages growing out of the same.
5. **Insurance:** The holder agrees to carry **general liability** insurance against claims occasioned by the action or omissions of the holder, its agents and employees in carrying out activities and operations under this authorization. The policy shall name the United States of America as additional insured. Holder agrees to have on file with the park copies of the above insurance with the proper endorsements. *(Refer to condition #28 for Vehicle Liability coverage requirements.)*
6. **Fees:** The holder shall reimburse the park for all costs incurred by the park as a result of accepting and processing the application and managing and monitoring the authorization activity. Administrative costs for the application process must be paid when the application is submitted. Monitoring fees and any additional costs incurred by the park to support the commercial activity will be paid annually at the end of the year.
7. **Benefit:** No member of, or delegate to, Congress, or Resident Commissioner shall be admitted to any share or part of this Contract or to any benefit that may arise from this Contract. This restriction shall not be construed to extend to this Contract if made with a corporation or company for its general benefit.
8. **Transfer:** This authorization may not be transferred or assigned without the written consent of the park area Superintendent.
9. **Termination:** This authorization may be terminated upon breach of any of the conditions herein or at the discretion of the park area Superintendent.
10. **Preference or Exclusivity:** The holder is not entitled to any preference to renewal of this authorization except to the extent otherwise expressly provided by law. This authorization is not exclusive and is not a concession contract.
11. **Construction:** The holder shall not construct any structures, fixtures or improvements in the park area. The holder shall not engage in any groundbreaking activities without the express, written approval of the park area Superintendent.

12. **Reporting:** The holder is to provide the park area Superintendent upon request (and, in any event, immediately after expiration of this authorization) a statement of its gross receipts from its activities under this authorization and any other specific information related to the holder's operations that the park area superintendent may request, including but not limited to, visitor use statistics, and resource impact assessments.
13. **Accounting:** The holder is to maintain an accounting system under which its accounts can be readily identified within its system of accounts classification. This accounting system must be capable of providing the information required by this authorization. The holder grants the United States of America and the Government Accountability Office access to its books and records at any time for the purpose of determining compliance with the terms and conditions of this authorization.
14. **Minimum Wage:** The holder is required to adhere to Executive Order 13658 – Establishing a Minimum Wage for Contractors, as applicable. The implementing regulations, including the applicable contract clause, are incorporated by reference into this contract as if fully set forth in this contract and available at <https://federalregister.gov/a/2014-23533>.
15. **Visitor Acknowledgment of Risks (VAR):** The holder is not permitted to require clients to sign a waiver of liability statement or form, insurance disclaimer, and/or indemnification agreement waiving the client's right to hold the CUA holder responsible for accidents or injury occurring on NPS property. The holder is permitted to request or require a client to sign a form or statement acknowledging risk and/or indicating that certain prerequisite skills may be needed to participate in the commercial activity. The holder must provide the park with the current copy of all forms and/or statements used for this purpose and obtain written approval by the park. A sample Acknowledgment of Risk form may be obtained by contacting the CUA office at 209-379-1854 or by going to the park CUA webpage at <https://www.nps.gov/yose/getinvolved/dobusinesswithus.htm>.
16. **Intellectual Property of the National Park Service:** Except with the written authorization of the Director of the National Park Service, the Holder shall not assert any legal claim that the Holder or any related entity holds a trademark, tradename, servicemark or other ownership interest in the words "National Park Services", the initials "NPS", or official name of any unit or part thereof, including but not limited to any facility, logo, distinctive natural, archaeological, cultural, or historic site, within the National Park System, or any colorable likeness thereof, or the likeness of a National Park Service official uniform, badge, logo, or insignia.
17. **Nondiscrimination:** The holder must comply with Applicable Laws relating to nondiscrimination in providing visitor services to the public and with all equal employment opportunity provisions of Title VII of the Civil Rights Act, as amended.

SPECIAL PARK CONDITIONS

18. **Definitions:**

Holder: For the purpose of this authorization the word "holder" shall mean a person, company and/or corporation to whom this Commercial Use Authorization (CUA) has been issued. This definition shall include employees and/or agents of the person, company and/or corporation to whom this authorization is issued.

Bus: (For the purpose of this authorization the *California Vehicle Code (CVC 223(b))* definition of a "Bus" is used.) *A bus is defined as a vehicle designed to carry more than 10 persons, including the driver, when used to transport persons for compensation or profit, or used by a nonprofit organization.*

Commercial Passenger Vehicle: For the purpose of this authorization the term "Commercial Passenger Vehicle" shall mean any type of commercial, for profit, passenger transportation service provided to park area visitors where passengers are conveyed into, within and out of the park area by motor vehicle for a direct or indirect fee, and except for on-board sightseeing tour interpretative services, no other services are provided. This definition includes, but is not limited to sedans, limousines, SUVs, mini-vans, vans, mini-buses and motorcoaches used for commercial passenger transportation services.

(Definitions continued)

Commercial Tour: For the purpose of this authorization the term “Commercial Tour” is defined as one or more persons traveling on an itinerary that has been packaged, priced or sold for leisure or recreational purposes by an organization/company that realizes financial gain through the provision of the service. (Tours involving guided hiking, backpacking, photography workshops or other types of guided activities are required to obtain a separate CUA for those activities. See Special Park Condition #31.)

Non-commercial (Private Charter) Tour: For the purpose of this authorization the term “Non-commercial Tour, Private Charter and/or Private Charter Tour” shall mean a group that is traveling together, such as scouts, a club, a church or a family reunion that has created its own itinerary. This may also include not for-profit groups that derive no taxable income from providing leisure or recreational services (The tour must be initiated and planned at no cost by a private individual and/or group and must be operated on a not-for-profit basis. The use of a commercial vehicle for transportation of this group does not constitute a “commercial tour”. (Nonprofit tours involving guided hiking, backpacking, photography workshops or other guided activities may be required to obtain a separate Commercial Use Authorization for those activities. See Special Park Condition #31.)

Road-based Sightseeing Tour: For the purpose of this authorization the term “road-based sightseeing tour” shall mean any tour where the primary itinerary is based on travelling along park roads, and which may include making stops at wayside vistas and developed public visitor areas, or dropping off clients at park hotels, restaurants and campgrounds as part of the tour service. Under this authorization *transportation companies are not authorized to pick up new clients inside of the park*. All trips must begin outside of Yosemite National Park. Drivers may drop off their passengers inside the park then exit and return within the 7 day entrance fee limit to pick up the same group. Guided walks are authorized in developed public areas and trails which include but are not limited to the Lower Yosemite Falls Trail, Yosemite Village Center, Wawona Pioneer History Center, paved public walkways and wayside vista areas. Conducting guided hikes on wilderness area trails requires a separate CUA. See condition #31.

Tour Group: Unless otherwise specified, for the purpose of this authorization the term “Tour Group” shall mean any organized group of passengers, private or commercial, using any mode of commercial transportation to travel in Yosemite National Park.

National Park Service Regulations: Information on National Park Regulations (Title 36, Code of Federal Regulations, sections 1-7) and the Superintendent’s Compendium for Yosemite National Park may be accessed at <http://www.nps.gov/yose/parkmgmt/lawsandpolicies.htm>.

19. **Carry Permit** - The holder shall carry a copy of the entire 2017 Commercial Use Authorization, including attachments, onboard all vehicles while operating inside Yosemite National Park. The driver must be able to show the CUA at the entrance station when entering the park, if requested. (A copy of the entire CUA may be uploaded to the driver’s smart phone as a backup; however a hard copy must also be onboard.
20. **Non Transferable** – This authorization is issued to the company whose commercial passenger transportation number (California PUC and/or Federal DOT) appears on the CUA and may not be transferred to any other company. Transportation authority numbers displayed on commercial passenger vehicles entering the park must match the number(s) listed on the Commercial Use Authorization issued to the holder.
21. **Acknowledgement** - In accepting this authorization, the holder acknowledges that the proposed activity, in order to qualify for a Commercial Use Authorization (CUA), must bear a direct relationship to the purpose for which the park was established, *i.e.*, visitor understanding and enjoyment of the park. (Information about Yosemite National Park may be found on the park’s website at <http://www.nps.gov/yose/index.htm>.)

22. **Out-of-Park Business** - Services must originate and terminate outside of the boundaries of Yosemite National Park. The holder may not advertise, solicit business, collect fees, or sell any goods or services within the boundaries of the park. All tours and passenger transportation service must begin outside of Yosemite National Park. A transportation service may enter the park to conduct road based sightseeing tours and drop off their passengers at park lodging, then exit and return to pick up the same group within the 7 days allowed by the entrance fee receipt. **This CUA does not authorize the holder to pick up new clients inside of the park.** (The park concessioner, Yosemite Hospitality, is the only company authorized to begin new sightseeing tours inside of the Yosemite National Park).
23. **Use Limits** - It is expressly understood that the Superintendent may impose public use limits based upon his/her authority stated in Title 36 of the Code of Federal Regulations, Section 1.5. Furthermore, it is understood that possession of this Authorization does not guarantee entry into Yosemite National Park or access to all areas of the park. It is also understood that access to Yosemite National Park and designated areas within the park may be restricted to protect park resources and assure quality visitor experiences, or due to the implementation of special park projects.
24. **Employee /Agent Responsibility** - The holder and all participants authorized herein must comply with the conditions of this authorization including all exhibits, amendments and/or written directions of the Park Superintendent. The holder shall insure that all employees and customers (tour group company/tour guides) entering the park are informed of all "Special Park Conditions" of this authorization. (The holder may be cited for any violations of the authorization committed by their employee and/or agent while acting under this authorization.)
25. **Safety** - The holder shall take every reasonable precaution to ensure the safety of its clients, its employees, other park visitors, and park employees in as far as they may be affected by the activities of the holder.
26. **Harassment** - Any harassment or threats to any park visitor or NPS employee by the holder will result in the suspension and/or termination of this authorization.
27. **Damages** - The holder shall pay the United States for any damage resulting from this use which would not reasonably be inherent in the use which the holder is authorized to make of the park area described in this authorization.
28. **Commercial Vehicle Liability** - (*Refer to condition #5 for General liability coverage requirements.*)
- A. **Vehicle Liability**. The holder shall provide comprehensive vehicle liability insurance against claims occasioned by actions or omissions of the holder in carrying out the activities and operations authorized hereunder. The holder shall provide insurance coverage based upon the largest capacity vehicle it will operate in the park. Such insurance shall be in the amount commensurate with the degree of risk and the scope and size of such activities authorized herein, but in any event, the limits of liability shall not be less than limits set by the Federal Motor Carrier Safety Administration (FMCSA) for interstate motor carriers and by the California Public Utilities Commission (CPUC) for California based motor carriers.
- | <u>Amount of Coverage</u> | <u>Vehicle Seating Capacity</u> |
|---------------------------|--|
| (1) \$750,000 | for any vehicle with a seating capacity of 7 passengers or less. (CPUC) |
| (2) \$1,500,000 | for any vehicle with a seating capacity of 15 passengers or less. (FMCSA) |
| Or - | for any vehicle with a seating capacity 8 passengers through 15 passengers, inclusive (CPUC) |
| (3) \$5,000,000 | for any vehicle with a seating capacity of 16 passengers or more.(FMCSA & CPUC) |
- B. The holder shall purchase at a minimum the types and amounts of insurance coverage as stated herein and agree to comply with any revised insurance limits the Director may require during the term of this authorization.
- C. The holder shall provide the Superintendent with a Statement of Insurance and Certificate of Insurance at the inception of this authorization and upon renewal of insurance thereafter, and shall provide the Superintendent thirty (30) days advance written notice of any material change in the holder's insurance program hereunder.
- D. The Superintendent will not be responsible for any omissions or inadequacies of insurance coverage and amounts if such prove to be inadequate or otherwise insufficient for any reason whatsoever.

29. **Advertising** - Advertising for the authorized activity shall not state or imply endorsement by Yosemite National Park or the National Park Service. Commercial photography or commercial filming of advertisements within Yosemite National Park requires a separate filming/photography permit which must be approved by the Superintendent. (Contact the Yosemite Commercial Filming Permit Manager at (209) 379-1858 for information.)
30. **Use of NPS Arrowhead Symbol:** The NPS Arrowhead symbol is protected by the trademark laws of the United States as a registered servicemark. The permittee is not authorized to use the NPS Arrowhead symbol in any manner unless first approved in writing by the Director of the National Park Service. (Refer to Title 36 CFR, part 11.)
31. **Additional Permits** – The commercial tour operator is required to obtain a separate Commercial Use Authorization to conduct any of the following activities: guided hiking on park hiking trails, guided backpack, guided snow shoeing, guided cross-country skiing, photography workshops and art workshops. (**Note: Commercial bicycle tours are not authorized within Yosemite National Park**). For information regarding additional authorized tour activities in Yosemite National Park contact the Commercial Use Office at (209) 379-1851.
32. **Entry Fees** - The holder agrees to pay all applicable entrance fees in effect at the time of arrival at the park entrance station or designated fee collection site. The entrance fee must be paid in full at the time of entry, or upon exit if the entrance station is closed during entry. It is mandatory that drivers or group leaders have in their possession an authorized credit card, company check, money order or the correct amount of cash to pay the entrance fee in full at the time of entry. Companies paying by check must write their tax identification number (TIN or EIN) on the front of the check.
- Commercial Fee:
- Commercial sedan (up to six (6) seats) \$25 commercial vehicle fee, plus \$15 per individual 16 years or older.
 - Commercial van (seven (7) to fifteen (15) seats) \$125.
 - Commercial mini-bus (sixteen (16) to twenty five (25) seats) \$200.
 - Commercial motorcoach (twenty six (26) or more seats) \$300.
- Note: fees are based on seating capacity, not occupancy. The seating capacity is determined by the original vehicle capacity as designed by the manufacturer of the vehicle, not on the number of passengers in the vehicle or the passenger capacity of the vehicle after any subsequent retrofitting, such as the removal of seats. Passenger capacity excludes the driver. (For a group making a multiple day visit to Yosemite the entrance fee entitles the "same group" in the "same commercial passenger vehicle" to enter for up to seven consecutive days for the one entrance fee. Contact the Fee Management office at 209-372-0406 for further information, and information on entrance fee rates for private charters for nonprofit groups.)**
33. **Failure to Pay Fee/Insufficient Funds** – Failure to pay or attempting to avoid payment of established fees is a violation of federal law. Any attempt to avoid paying the required entrance fee will result in the termination of this authorization and the holder will be issued a citation for a mandatory court appearance before the U.S. Magistrate in Yosemite National Park. In the case of a check returned for insufficient funds, the CUA will be suspended until all fees are paid.
34. **Proof of Operating Authority:** The holder shall provide the Superintendent with proof of current passenger transportation operating authority from the California Public Utilities Commission (PUC), for companies providing **intrastate** trips within California, and/or from the Department of Transportation (DOT) for all companies providing **interstate** trips. It is the responsibility of the holder to update this office regarding any changes, updates or additions to their carrier authority. Failure to do so may result in the suspension of this authorization until the updated information is received in this office.
35. **Suspension or Revocation of CA-PUC and/or U.S. DOT Authority:** If, for any reason, the holder's California PUC and/or U.S. Department of Transportation authority is placed in any status other than "Active", this Commercial Authorization will be immediately suspended and the holder will not be authorized to enter Yosemite National Park. No prior notice of this suspension by Yosemite National Park is necessary. After such a suspension has occurred, the holder must apply for reinstatement of their CUA by sending proof of their 'active' PUC and/or DOT status and receive written authorization from Yosemite National Park of the reinstatement of their CUA, **prior** to entering the park.

36. **Rules of the Road** - Drivers will abide by all traffic regulations and will comply with posted traffic and parking regulations. Drivers shall take every safe opportunity to use roadside turnouts to allow traffic to pass when travelling slower than the posted speed limit.
37. ****Bus Lanes in Yosemite Valley** – Bus lanes in Yosemite Valley may be activated at any time and are indicated when signs are turned facing oncoming traffic or by electronic message boards that identify a lane as a “Bus Lane”. Commercial passenger vehicles transporting 10 or more passengers may use the bus lanes. Drivers shall yield to bicyclists and pedestrians when using the bus lane.
38. **Off-loading Passengers:** Drivers must not stop at locations that do not allow the vehicle to be parked safely off the road and/or where passengers cannot safely exit the vehicle away from traffic. The driver will be responsible for controlling passengers at those places where the vehicle stops and off-loads. This will include keeping passengers from walking into the roadway and obstructing traffic. Loading or unloading of passengers onto roadways, in driveways, handicapped parking stalls, etc. is prohibited.
39. **Scenic View Stops** – Commercial passenger vehicles travelling through Yosemite Valley are limited to the use of the following locations: (The availability of parking in these areas is limited.) **All commercial passenger vehicles are prohibited from stopping, parking or unloading at locations when sufficient parking is not available.** Commercial passenger vehicles must not block traffic lanes or interfere with the free flow of traffic along roadways or in parking lots.
- A. **Tunnel View and Inspiration Point** (Wawona Road/Hwy 41)
 - B. **Bridalveil Fall Parking Lot:** Motor coaches and mini-buses are prohibited from entering or parking in the Bridalveil Fall parking lot without prior written permission from the Superintendent. Parking is available along Southside Drive (Bridalveil Straight).
 - C. **Bridalveil Straight:** (Bridalveil Fall and El Capitan viewing area). When space is available, mini-buses and motorcoaches should try to use the parking lane on the right side of the one-way road (Southside Drive, eastbound). Do not park on or over the white hash marks. Passengers may not be off-loaded into traffic lanes. Passengers must not be allowed to walk in traffic lanes.
 - D. **Sentinel Bridge:** (To view Half Dome) Mini-buses and motorcoaches may only park in the designated bus parking space located on the Northeast side of Sentinel Bridge. Parking at this location is limited to 30 minutes. Parking in the designated shuttle bus stop is prohibited.
 - E. **Devil’s Elbow:** (Westbound, Northside Drive) in dirt parking area on the right side of the road leaving Yosemite Valley and ¼ mile before El Capitan Meadow. Parking is very limited. Commercial passenger vehicles must not park in, or block, the designated shuttle bus stop area.
 - F. **El Capitan Meadow Straight:** (Westbound, Northside Drive) Park on left side of roadway in the designated parking area. Do not park off the pavement. Do not park on or over white hash marks. Do not allow clients to be unloaded into or walk in traffic lanes.
 - G. **Valley View:** (Westbound, Northside Drive in the paved parking area on the left side of the road, exiting Yosemite Valley, and prior to the Hwy 41/140 split.) Commercial passenger vehicles may not block auto parking spaces.
 - H. **Fern Spring:** Commercial passenger vans, mini-buses and motorcoaches are prohibited from stopping at the Fern Spring turnout located on Southside drive.
40. ****Passenger Drop Off Locations:** The National Park Service reserves the right to specify in-park drop-off and pick-up locations for use by the holder. Holders operating **mini-buses and/or motorcoaches** must use designated passenger loading/unloading zones and bus parking areas. The holder must follow instructions from Park Rangers and/or NPS Traffic Managers regarding loading/unloading passengers and bus parking. (Bus parking areas are designated for mini-bus and motorcoach parking only. Smaller sized vehicles must use available auto parking spaces.
- A. **Tuolumne Grove Parking Area** – (Refer to the attached “Tuolumne Grove Parking” map.) The Tuolumne Grove parking area has limited parking space. Motorcoaches and mini-buses may not park or unload passengers in the auto designated parking lots. Passengers must be unloaded in the designated passenger unloading area. Passengers will need to walk to the bus parking area to board the bus for departure.

- B. Wawona Pioneer History Center** – (Refer to the attached “Big Trees Store Parking” map.) When visiting the Pioneer History Center, Big Trees Store mini-bus and motorcoach drivers must off load passengers in the dirt lot across from the store, on the west side of the Wawona Road (Hwy 41). (This is the same locations buses must park.) Passengers must be directed to use the pedestrian crosswalk to cross the road to the Big Trees Store or Pioneer History Center. **When snow and ice hinder the use of** the dirt lot, buses may off load/load passenger and park in the Big Trees Store parking lot, but must not be parked in travel lanes or along Forest Drive.
- C. **Mariposa Grove Parking Area** – Commercial vehicles with seating capacity of over 15 passengers may not drop off passengers at the Mariposa Grove Parking Area. Bus/mini-bus parking is limited. Only buses/mini-buses with confirmed parking reservations may enter and drop off passengers. Buses/mini-buses may not be driven beyond the main parking lot unless prior written authorization is issued by the Superintendent.
- D. Cascade Picnic Area** – Passengers may be dropped off at the Cascade Picnic Area parking lot. All trash must be placed in the garbage bins located in the parking lot.
- E. Tuolumne Meadows Area** – Buses/mini-buses may not drive on the Soda Springs Road or enter the Lembert Dome parking lot without prior written authorization from the Superintendent. Buses/mini-buses may off-load passenger at the following locations when parking is available.
- Tuolumne Visitor Center parking area
 - Tenaya Lake eastside parking lot
 - Olmsted Point
- F. Yosemite Valley** – (Refer to the attached “2018 Yosemite Valley Bus Parking Rules”.) Unless prior written authorization is given by the Superintendent or the exceptions listed below in paragraphs **H, I** and **J** are met, all mini-buses and motorcoaches must drop off their passengers at the Yosemite Falls Day Use Parking area located at the west side of the Yosemite Valley Lodge.
- G. Village Store** - Mini-buses and motorcoaches are prohibited from using the Village Store parking lots to drop-off or pick up passengers at any time. Commercial vans are restricted from parking, loading or unloading passenger in the Village Store parking lots from May 1 through October 31.
- H. Valley Campgrounds** Any group that hires a mini-bus or motorcoach to drop them off at any Valley Campground must have confirmed campground reservation. *Prior to arrival in the park, motorcoach and minibus operators must contact the Park Campground Manager at 209-372-0331 for permission and instructions on where to off-load and/or load groups staying in Valley campgrounds.* Permission is required to be allowed to load or unload passengers at the following locations: (continued)
- (1) **Upper Pines Campground**: The bus may be driven up the one-way shuttlebus road toward Happy Isles. The Happy Isles shuttle bus road is used by park shuttle buses, bicyclists, pedestrians and horse riders. The bus must not block shuttle bus access. The bus must be parked on the left side of the road, at a location close to the group’s campsites. The driver may not drive off the road. The group may unload all gear at this location, off to the side of the road, and carry it to their sites. After dropping off passengers and equipment the driver must drive slowly (20 mph) in the one-way direction around the shuttle bus loop and exit near the Valley Stables. (Watch for pedestrians, bicyclist and horse riders.) If the driver encounters a shuttle bus along the shuttle bus loop the driver may not pass, but must remain behind the shuttle until they have exited the shuttle loop road.
- (2) **North Pines & Lower Pines Campgrounds**: The bus driver is authorized to stop at Pines Campground Shuttle Stop (#18 or #19), located near the entrance to the campground, to off-load passengers and equipment. The bus may not stop for longer than 15 minutes and must not interfere with park shuttlebus operations. The bus may not block the entrance to the campground. After dropping off passengers and equipment the driver must drive to the bus parking lot located in the Yosemite Falls Day Use Parking area to wait for their clients or exit the park.

(Regarding Designated Drop-Off Locations the following exceptions apply.)

- I. (The Majestic Yosemite Hotel) Reservations Required:** Mini-buses and motorcoaches with groups that have room or meal reservations at The Majestic Yosemite Hotel may drive to the hotel shuttle bus stop to off-load or load their passengers. The bus must then be driven to the bus parking lot located in the Yosemite Falls Day Use Parking area to wait for their clients or exit the park. Passengers should be instructed to be at the boarding area at least fifteen (15) minutes prior to the buses arrival to pick up the group. Buses may be cited if they block the hotel shuttle bus stop for longer than five (5) minutes. The bus may return to the Majestic Yosemite Hotel to pick up overnight hotel guests and their luggage. The pickup time and location should be arranged with the hotel bellman.

(Regarding "Designated Drop-Off Locations", the following exceptions apply;)

- J. (Half Dome Village) Reservations Required:** Buses with groups that have lodging or meal reservations at Half Dome Village may drive to the Half Dome Village Tour Deck bus stop to off-load or load their passengers. Because this location is shared by the concessioner tour vehicles, non-concessioner buses may be cited if they block the bus stop for longer than fifteen (15) minutes. Before disembarking from the bus, passengers with meal reservations only should be directed to take the park shuttle bus to shuttle stop #7 at the Yosemite Falls Day Use Parking area, where they may meet their bus for pick up at a prearranged time. The bus is authorized to be driven to Half Dome Village to pick up overnight lodging guests and their luggage. Overnight Half Dome Village guests should be instructed to be at the Half Dome Village Tour Deck at least fifteen (15) minutes prior to the bus arrival to pick up the group.

- (1)(School Buses and Yosemite Nature Bridge School Groups)** Buses transporting school groups and Yosemite Nature Bridge groups to their lodgings at Half Dome Village should contact the Traffic Management Office (209-379-0600) for information regarding passenger drop-off and bus parking.

- 41. Commercial Passenger Vehicle Parking:** Possession of this authorization does not guarantee the availability of parking within Yosemite National Park. The holder will abide by all special parking requirements as designated by the Superintendent.

- A. (Developed areas)** The holder may not park in residential areas.
- B. (Parking Lots)** Motorcoaches and mini-buses may only park in bus designated parking spaces and may not park in, or across, designated car parking spaces.
- C. (Double parking)** is prohibited.
- D. (Yosemite Valley) – (Vans and smaller vehicles are not included in this condition.)** Except when picking up or dropping off passengers, mini-buses and motorcoaches must be parked in authorized parking lots. (Refer to the attached 2017 Yosemite Valley Bus Parking Rules.) Drivers may not use their mini-bus or motorcoach for personal transportation within the areas serviced by the Yosemite Valley Shuttlebus System. When the shuttle bus system is operating, bus drivers must use the free shuttle bus or arrange a different, authorized mode of transportation.
- E. (Bridalveil Fall Parking Lot) –** Motorcoaches and mini-buses are prohibited from entering the Bridalveil Fall parking lot. (Mini-buses may enter the parking lot to drop off special event clients only if they have prior written authorization from the Park Superintendent. The mini-bus may not park in the lot.) Motorcoaches and mini-buses may park along Southside Drive (the Bridalveil Straight area) to allow their passengers to access Bridalveil Fall and view El Capitan.
- F. (Roadside Turnouts)** The holder will allow only one bus at a time, per company, to park at the following scenic turnouts:
- (1) **Devil's Elbow**, located along Northside Drive approximately ¼ mile west of the El Capitan Picnic Area.
- (2) **Bridalveil View** located approximately ½ mile west of El Capitan Meadow along Northside Drive. When space is available, mini-buses and motorcoaches should try to use the parking lane on the right side of the one-way road (Southside Drive, eastbound). Do not park on or over the white hash marks. Do not allow passengers to be off-loaded into or walk in traffic lanes.

- (3) **Valley View**, located along Northside Drive approximately ¼ mile east of the Pohono Bridge/Hwy 140 cross over.

(The popularity of these locations requires that large vehicles be kept to a minimum to allow for use by the general public. Operators should plan to stagger their stops at these locations when traveling in groups.)

- G. (**Mariposa Grove of Giant Sequoias)** Bus/mini-bus parking is limited. *(Only 6 bus parking spaces will be available for mini-buses and motorcoach operators to use).* Commercial vehicles with seating capacity of over 15 passengers must have a confirmed parking reservation to enter and park in the Mariposa Grove bus parking lot. The main parking lot is designated for auto and RV parking only. Buses/minibuses may not park in the main lot or in the Lower Grove parking lot. Buses/mini-buses may not be driven beyond the transportation hub at the main parking lot unless prior written authorization is issued by the Superintendent. *(When visiting the Mariposa Grove buses will be directed to the new transportation hub and bus parking lot to off load passengers. Passengers will ride the free shuttle bus to the Lower Grove to hike to the trails in the Grove. Tram tours of the Grove are no longer available.) (A reservation system will be implemented for the use of these spaces. Additional information regarding bus parking rules will be sent to CUA holders at later date.)*
- H. (Big Trees Store/Pioneer History Center Parking)** When visiting the Pioneer History Center, Big Trees Store or staying at the Big Trees Lodge, mini-bus and motorcoach drivers must park in the dirt lot across from the store, on the west side of the Wawona Road (Hwy 41) to off-load and load their passengers, or for overnight bus parking. Passengers must be directed to use the pedestrian crosswalk to cross the road to the Big Trees Store or Pioneer History Center. Minibuses and motorcoaches are prohibited from parking in the Pioneer History Center parking lot. **When snow and ice hinder parking** in the dirt lot, buses may park in the Big Trees Store parking lot, but must not be parked in travel lanes or along Forest Drive.
- I. (Tuolumne Grove Parking Area)** The Tuolumne Grove parking area has limited parking space. Motorcoaches and mini-buses may not park or unload passengers in the auto designated parking lots. Passengers must be unloaded in the designated passenger unloading area. Passengers will need to walk to the bus parking area to board the bus for departure. Motorcoaches and mini-buses must park in the designated bus parking area located on the south end of the Tuolumne Grove parking area; there are no exceptions. Drivers may be cited if their vehicle is parked in any other area other than the designated bus parking area or if it interferes with traffic flow. Vans and smaller vehicle must use the auto parking spaces to park and are prohibited from parking in the designated bus parking areas. (See the attached Tuolumne Grove Parking Area map.)
- (1) The holder is responsible to notify passengers hiking to the Tuolumne Grove that they must stay on the trails in the Grove; may not take any objects from the Grove; must not try to climb the trees or walk on areas near the tree roots. Climbing on the trees, taking cones or causing damage to the trees is a federal violation.
- J. (Tunnel View Parking Area, Hwy 41)** Due to the limited parking, the following conditions exist. Vehicles are prohibited from stopping, parking or unloading passengers when parking spaces are unavailable. Vehicles are prohibited from blocking traffic lanes or interfering with the free flow of traffic in or out of the parking lot. (Buses must move on if there is no available bus parking.)

42. Picnic Areas Restricted:

- A. Unless authorized by the Superintendent in writing, mini-buses and motorcoaches are **prohibited from entering the following picnic areas:**
- (1) **Swinging Bridge parking lot** (Yosemite Valley, along Southside Drive near the Yosemite Chapel)
 - (2) **Cathedral Beach Picnic Area** (Yosemite Valley, along Southside Drive, near El Capitan Crossover)
 - (3) **Sentinel Beach Picnic area** (Yosemite Valley, along Southside Drive, near the 4 Mile Trailhead)
 - (4) **Yosemite Creek Picnic area** (Tioga Road)
 - (5) **Murphy Creek Picnic Area** (Tenaya Lake)
- B. The holder may not allow passengers to use the shuttle bus bench areas for picnicking. These areas are for shuttle bus loading and unloading only.

43. **Idling:** Drivers are prohibited from allowing their vehicle engine to idle more than five (5) minutes per stop. Vehicle engines must be shut off if the stop will last longer than five (5) minutes. This includes idling while waiting in parking areas or wayside turnouts.
44. **Vehicle Exhaust:** All vehicles operating within the park will be properly maintained to ensure that the exhaust produced is not beyond what is allowed by California State and Federal laws regarding emissions. Excessive exhaust from vehicles will be immediately corrected.
45. **Length, Size & Weight Limits:** *Commercial passenger carrying vehicles exceeding forty-five (45) feet in length or 102 inches in width are prohibited within Yosemite National Park. During periods when the road base of specific park roads is saturated, a weight restriction for vehicles will be signed and enforced. Additional size or weight restrictions may be added for any park roadway when deemed necessary by the Superintendent.*

The following restrictions apply to park roadways:

- A. **Hwy 140, El Portal Road:** On Highway 140, within Yosemite NP, commercial passenger carrying vehicles exceeding twelve (12) feet six (6) inches in height, and/or 102 inches in width are prohibited.
- B. **Hetch Hetchy Road:** Buses and other vehicles, and combination of vehicles over 25 feet in length, and 8 feet wide are prohibited on the Hetch Hetchy Road.
- C. **Mariposa Grove Road:**
The Mariposa Grove Road beyond the main lot transportation hub (shuttlebus area) is closed to the public when the shuttlebuses are in operation. .
- D. **Glacier Point Road:** Due to the narrow road conditions, vehicles exceeding thirty (30) feet in length are prohibited from driving on the Glacier Point Road unless authorized by the Superintendent in writing or during the Winter Exception period listed below.
- (1) Vans towing trailers are prohibited beyond the Sentinel Dome park lot. (Do not leave trailers at Sentinel Dome. Trailers may be parked in the Yosemite Ski and Snowboard area parking lot or in the Glacier Point/Wawona Road Junction parking lot.
- (2) **Winter exception:** Buses may drive to the Yosemite Ski and Snowboard Area when the facility is open to the public for winter operations. Winter driving regulations must be adhered to, including the use of tire chains when entering a designated chain control area.
- E. **Glacier Point Parking Area:** (No vehicles over thirty (30) feet in length are authorized to drive on the Glacier Point Road, and vehicles towing trailers are not allowed beyond the Sentinel Dome parking lot.) Due to the limited parking the following conditions exist:
- (1) Drivers are prohibited from parking in the designated passenger unloading area, located in front of the Glacier Point restrooms. This area is only to be used for concessioner bus parking and emergency vehicle parking. With the exception of loading or off-loading persons with mobility impairments, commercial passenger vehicles are prohibited from using the designated area to drop off or pick up passengers. After dropping off the special needs passenger(s), the vehicle must be moved and parked in an approved parking space in the upper lot or the Washburn parking lot.
- (2) Mini-Buses must park within the designated bus parking lanes located at the upper parking lot and may not park in a manner so as to impede traffic flow or block individual vehicle parking spaces.
- (3) Vans are prohibited from parking in the Bus/RV parking area at any time. (Refer to paragraph E4, "Overflow Parking")
- (4) **Overflow Parking:** There is limited parking at Glacier Point. In the event that there is no available parking at the Glacier Point parking lot, commercial passenger vehicles must be parked at Washburn Point while drivers wait for their group. Passengers must be picked up in the upper Glacier Point parking lot in the bus parking area. Traffic may be diverted to a satellite parking area at Yosemite Ski and Snowboard Area during periods of heavy traffic at Glacier Point.

46. **(Winter Driving) Tire Chains (tire traction device):** The holder's vehicle(s) must be equipped with Caltrans approved traction control devices when entering chain control areas within Yosemite National Park. Bus drivers must be training in how to install tire traction devices correctly on their tires and how to drive in winter conditions with chains. Buses may use Caltrans approved heavy duty cable chains. Vehicles with an unladen weight over 6,000 pounds (6,500 lbs. for four wheel drive) must use approved tire traction devices when restriction level 1 (R-1) or greater exist. Note: **In the event that conditions exist that necessitate the use of metal link chain traction control devices only, cable chains will not be allowed.**

[Chain controls are "Active" when the chain control signs are displayed, facing oncoming traffic. Yosemite National Park does not use an electronic flashing light system to notify drivers of "Active" chain control areas. Vehicles must chain up at the first safe turnout available nearest the "Active" chain control sign.]

47. **Supervision/Compliance:** The holder shall provide adequate supervision and education of its employees and clients to ensure that the park's geological, biological, historical and archeological resources are not disturbed. The holder is responsible for informing its employees and clients of park regulations and assuring compliance.

Supervision includes, but is not limited to:

- A. **Area Use:** The area(s) authorized for use under this authorization must be left in substantially the same condition as it was prior to the activities authorized herein, with all refuse properly disposed of as required by the Superintendent.
- B. **Protection of Natural Resources and Cultural Artifacts (Historic and Prehistoric):** Holder will not allow passengers to disturb or remove any natural, cultural and/or historic items from the park, including arrowheads or similar artifacts. Rocks, flowers, plants, and parts of plants (alive or dead), trees and parts of trees including bark and cones as well as other natural resources may not be removed. The holder will not allow passengers to walk in sensitive resource areas posted as closed or fenced off for rehabilitation.
- C. **Feeding Wildlife:** Park regulations prohibit the feeding of any wildlife in Yosemite National Park; holder will enforce this regulation with its passengers.
- D. **Unattended Food:** Food may not be left unattended if not stored in approved storage containers. Food will be considered to be unattended when it is placed outside of the bus and not within arm's reach of the agent or client. Food, such as lunch boxes, left unattended may be confiscated and the agent and/or company cited for improper food storage.
- E. **Trash Items:**
 - I. **Open Top Dumpsters - Food refuse including wrappings and containers must NOT be placed into open-topped dumpsters.**
 - II. All garbage and refuse **must** be placed into bear resistant garbage cans, or transported out of the park by the holder.
 - III. The holder **must not** leave any items on top of or next to garbage cans; this is considered improper disposal.
 - IV. **Group Lunch Trash -** The holder must supply a large garbage bag for their group to collect the group's garbage when supplying box or bag lunches and dispose of the trash properly. *Do not use the small trash cans for group trash disposal since this will fill up the trash cans and make them unavailable to other visitors. The trash bag should be disposed of in a large bear proof trash bin or placed on the bus to be carried out of the park.*
- F. **Cigarette Butts:** Cigarette butts must be disposed of properly. The holder will **not allow drivers or passengers who smoke to discard their cigarette butts on the ground.** The driver must be provided a container to collect cigarette butts.

48. **Unloading Passengers at Park Entrance Stations** – Drivers are **prohibited** from allowing passengers to get out of the vehicle while approaching or stopped at the entrance station. Mini-bus and motorcoach drivers are prohibited from allowing passengers to use the entrance station restrooms. (See condition #49)

49. Restroom Facilities Restricted Use: Due to limited facilities, and health and safety issues the following areas are specifically closed to motorcoach and mini-bus passenger use:

- A. All Park Entrance Station restrooms (Hwy 140-Arch Rock; Hwy 41-South Entrance; Hwy 120W-Big Oak Flat; Hwy 120E-Tioga Pass.)
- B. Swinging Bridge picnic area restrooms located in Yosemite Valley.
- C. The El Portal Market (no public restrooms available)
- D. The El Portal Chevron Station (restrooms are not designed for use by large groups)

[Violators may be held responsible for all cost associated with pumping septic tanks and cleaning these restroom facilities, as well as any resource damage that might occur, or cost of mitigation. Suggested locations are listed below].

Under no circumstances will the holder allow clients to dispose of human body waste anywhere except in approved restroom facilities, provided for that purpose.

(Small, park roadside restroom facilities, such as those at the park entrance stations and other roadside turnouts, cannot handle the sudden large volume of use that occurs when large groups use the facilities. Groups should try to plan rest stops at larger facilities prior to entering the park or use those facilities listed on the following page.

Bus groups may use the following restroom facilities:

(Wawona Rd-Hwy 41)

-Chinquapin/Glacier Point Rd. Junction

(Tioga Road-Hwy 120 East)

-Tenaya Lake, East Beach parking area

-Tuolumne Meadows Visitor Center

(parking is limited)

(Yosemite Valley)

- Yosemite Falls Day Use Parking area (portable toilets)

- Yosemite Valley Lodge

- Valley Visitor Center

- Yosemite Village Store/Grill Area

- Yosemite Village/Degnan's Deli

- Yosemite Falls Picnic Area

50. Report of Incidents: The holder is required to report any personal injury and/or property damage incident occurring within the park involving holder vehicles, clientele, and/or employees. The report must be made to a Law Enforcement Ranger at the first available opportunity before leaving the park. A report will consist of a written or verbal description of the incident. *(If a Park Ranger is unavailable, a report may be made by calling the Park Desk Officer at (209) 372-0608 or a brief written report stating the basics of the incident: who, what, where, when, and how, may be left with the nearest Entrance/Exit Station or faxed to this office.)* The holder must cooperate with any investigation of the incident by National Park Service personnel. A report must also be sent to the Commercial Use Office within 3 business days of the incident.

51. Park Information: The holder will insure that information provided through tour leaders, brochures, literature, or advertising to park visitors is accurate and reflects the most current information available to depict park flora, fauna, geology, culture, and history. *(Some information may be found on the park web-site at www.nps.gov/yose).*
For Road and weather information inside of Yosemite call (209) 372-0200.)

52. Commercial Passenger Vehicle Safety Inspections: The holder shall cooperate fully regarding the inspections of commercial passenger vehicles in Yosemite National Park. *(For visitor safety the Superintendent has authorized a program for commercial passenger vehicle safety inspections to be conducted, unannounced, each year in the park. Vehicles are checked for safety and mechanical deficiencies, compliance with current state and federal laws and regulations. Driver's licenses, medical certificates and logbooks are also checked.)*

Yosemite National Park Access Routes And Vehicle Size Restrictions

Yosemite Valley may be accessed by way of the following routes, via Highway 41, through Oakhurst, entering through the park's *South Entrance*; via Highway 120, through Groveland, entering through the park's *Big Oak Flat Entrance*; via Highway 140 through Mariposa, entering through the park's *Arch Rock Entrance*; via Highway 120 (from Highway 395) through Lee Vining, entering through the park's *Tioga Pass Entrance*.

Vehicle Size Restrictions/Access

(1) **The Hetch Hetchy Road:**

25-foot maximum length, 96 inch maximum width.
(No entry after hours. Call 209-372-0200 for open times.)

(2) **The Tioga Road:**

Winter closure due to snow, usually from early November through late May or early June. The road closure extends from 1 mile east of the Crane Flat Gas Station to the Tioga Pass Entrance Station. When the Tioga Road is closed, it is not possible to drive to Tuolumne Meadows or enter Yosemite National Park from Hwy 395.

(3) **Highway 140:**

Caltrans Detour outside of Yosemite National Park, 5 miles west of El Portal. 45 feet maximum length through the detour. (Expect delays.)

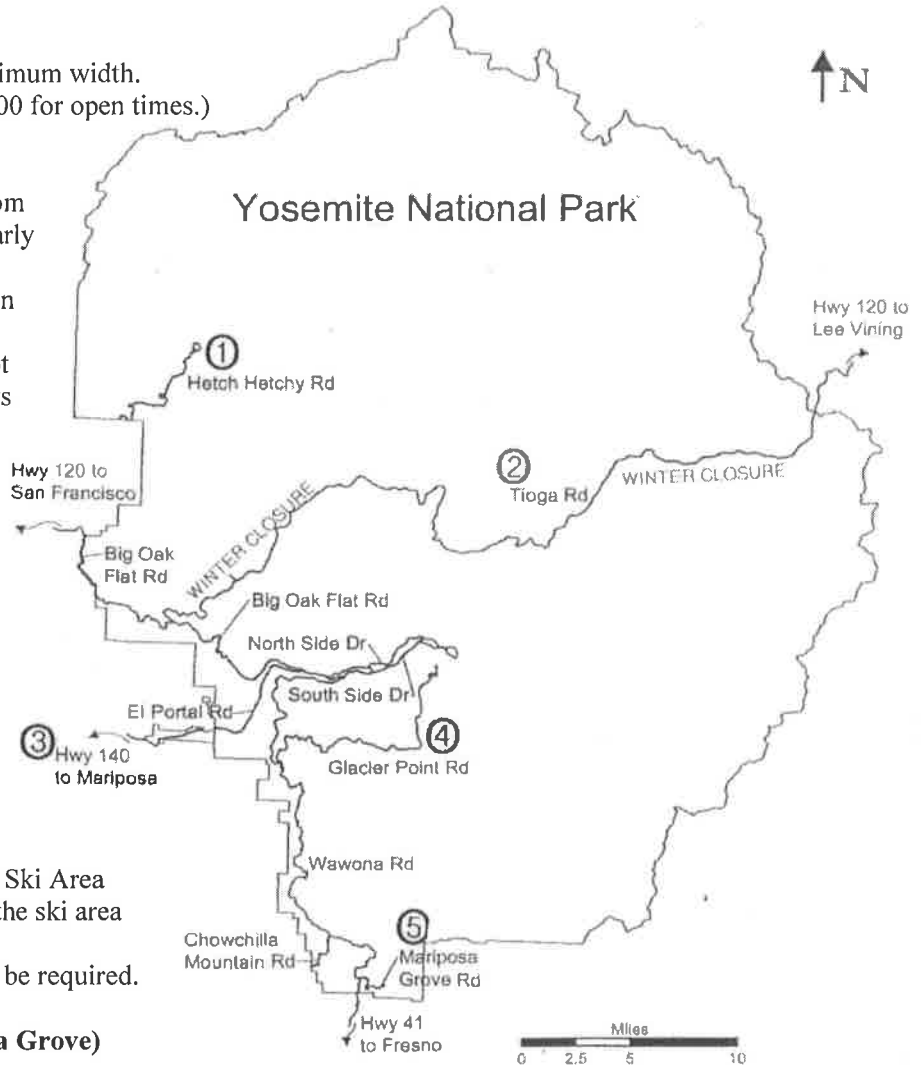
(4) **The Glacier Point Road**

30-foot maximum length.
Vehicles pulling trailers are prohibited beyond the Sentinel Dome parking lot.

*Winter road closure beyond Yosemite Ski Area
Winter – Buses up to 45' may drive to the ski area when open to the public for winter activities. Use of snow tire chains may be required.

(5) **Mariposa Grove Road (Giant Sequoia Grove)**

Bus and mini-bus parking is limited.
Vehicles over 15 passengers must obtain a reservation to park in the Mariposa Grove bus parking lot.
Vehicles over 15 passengers are not authorized to drive to the Lower Grove parking area.



Changing Road & Weather Conditions

Road and weather conditions can change quickly in Yosemite National Park. The timing of your visit will determine what park roads are open and the need for vehicle tire chains/cables. All park roads are subject to snow and icy conditions. You are required to carry Caltrans approved tire chains or cables when visiting Yosemite from November through April, as a sudden snowstorm could make them mandatory. Vehicles with a gross vehicle weight (GVW) of greater than 6000 pounds must use tire chains/cables when chain controls are activated at any level.

Note: For road conditions inside of Yosemite National Park call 1-209-372-0200.

For road conditions outside of Yosemite National Park call Caltrans at 1-800-427-7623 (ROAD).

Yosemite National Park

National Park Service
U.S. Department of the Interior

Yosemite National Park
P.O. Box 700
El Portal, CA 95318



2018

Commercial Use Authorization Form For Commercial (Sightseeing Tour) Passenger Transportation

This Commercial Use Authorization (CUA) authorizes the holder to operate commercial passenger vehicles in Yosemite National Park to conduct road based sightseeing tours during the 2018 permit period. (Vehicles include sedans, limousines, vans, SUVs, mini-buses and motorcoaches used to transport passengers as a commercial business.) There is an annual fee of \$450 for the CUA. Companies are also required to pay an entrance fee for each vehicle entering the park based upon the seating capacity of the vehicle, reference condition #32. You may contact the Commercial Use Office at 209-379-1854, or email Yose_Bus@nps.gov if you have any questions regarding the Commercial Use Authorization.

****This authorization must be signed by the Superintendent of Yosemite National Park prior to your company vehicles entering the park in 2018.** Commercial Operators must have a valid 2018 Yosemite Commercial Passenger Transportation CUA in possession prior to entering the park in 2018. Operating in Yosemite National Park without a valid authorization is a violation and companies may be cited for the violation. Operators must plan ahead to apply for the CUA and allow up to 30 days for processing. Request received with less than 30 days' notice may not be authorized in time for scheduled trips to the park and the company's vehicle(s) will not be authorized to enter the park. *Requests for the 2018 CUA received after October 31, 2018 will be denied.*

Instructions:

1. **Payment of CUA Fee:** An annual fee of \$450 is required to process and manage the CUA. Payment may be made online at <https://www.pay.gov>. Type Yosemite in the webpage search box to access the Yosemite payment forms.
2. **After reviewing the CUA conditions and attachments fill in the "Authorization Holder Information"** in section 2, located at the top of page 1 of the CUA. (This is a fillable form. Please type your information, or print clearly. Failure to complete this information will delay the CUA process.)
3. **Sign page one** of the CUA as the "Authorization Holder". This document must be signed by a representative or agent of the company who has legal authority to act for the company and to sign legal documents. A certificated digital signature may be used to sign the document.
4. ***NEW COMPANIES**, in addition to steps 1-3 listed above, you must also complete the **Commercial Use Application** for Commercial Transportation. The following documents must be included:
 - a.) Proof of current commercial general liability and commercial vehicle liability insurance listing the "United States of America" as additional insured. (See condition #4 and #28.) Authorizations will be denied for any insurance certificate that does not meet these requirements.
 - b.) **California companies must send a copy of their California State Public Utility Commission (CPUC) operating authority letter listing the date of expiration.**
5. ****RETURNING COMPANIES: MUST have a valid 2018 CUA in possession prior to entering the park after January 31, 2018.** No grace period will be given. Returning companies entering the park without a valid CUA will be considered to be in violation of CUA regulations and will be listed as invalid and subject to being cited for the violation. To obtain a new CUA complete steps 1-3 listed above and send the completed **Annual Report** form that was emailed with this packet.

All information fields must be filled in. **Failure to complete the annual report will result in the delay or denial of the authorization.**

Contact information for Yosemite National Park Commercial Use Office:

Email or mail all required documents to this office.

****Email:** Yose_Bus@nps.gov OR

Mail: Commercial Use Office – Bus

P.O. Box 700

El Portal, CA 95318

Phone: 209- 379-1854 or 1851

FAX: 209-379-1853

All Commercial Passenger Transportation CUA forms are available on the park's permit webpage at <http://www.nps.gov/yose/getinvolved/dobusinesswithus.htm>.

KEEP A COPY OF ALL DOCUMENTS!

NOTE: The National Park Service is currently revising the commercial entrance fee rate schedule. The new rates are still being developed and have not yet been approved. The National Park Service has agreed to give the travel industry an 18 month notice prior to increasing entrance fees. Commercial passenger transportation operators and their clients could see entrance fee rates increases in 2019, depending on final review and approval. We will continue to update CUA holders on the proposed date for the initiation of the new fees. Please keep your contact information up to date to receive information regarding the new rates and when they will take effect.

Yosemite National Park

National Park Service
U.S. Department of the Interior

Yosemite National Park
P.O. Box 700
El Portal, CA 95318



2017 Yosemite Valley Bus Parking Rules (Parking, Loading and Unloading Information)

ALL PERMIT CONDITIONS, RULES AND REGULATIONS WILL BE STRICTLY ENFORCED WITHOUT EXCEPTION. The driver and/or the tour guide may be cited for violations of these rules. Multiple violations will result in the suspension of the Commercial Use Authorization.

There are six authorized photo locations in Yosemite Valley where you may stop:

- **Tunnel View** (Hwy 41 - also known as Discovery View.) Stop only if parking is available.
- **Bridalveil Straight** (Southside Drive parking area – either side of one way road. (Drivers should try to park on the right side of the road if space is available.) Do not allow passengers to step out into traffic lanes when off- loading. The driver or guide must direct passengers away from traffic lanes and to crosswalks when crossing roadways.) Do not park on hash marks.
- **Half Dome View from Sentinel Bridge** in marked bus parking space north of the bridge. Parking limited to 30 minutes.
- **Devil's Elbow**, dirt parking area, ¼ mile west of El Capitan picnic area. On right side of road. Do not block the shuttlebus stop.
- **El Capitan Meadow Straight-away** on the left side of the roadway. Park on left side of hash marks. Do not park off the pavement. Do not allow passengers to step out into traffic lanes when off- loading.
- **Valley View** on the left side of the roadway just prior to the highways #41 & #120, #140 split.
- **Fern Spring**: Located on Southside Drive near Pohono Bridge, mini-buses, motorcoaches and vans are not allowed to stop at Fern Spring.

Bus Parking In and Around Yosemite Village

All parking for motorcoaches & mini-buses is located at the Yosemite Falls Parking lot, located west of the Yosemite Valley Lodge. No other bus parking is authorized in the Yosemite Village areas.

Buses and mini-buses are prohibited from entering or parking in the Village Store parking lots. Buses and mini-buses are also prohibited from parking in any of the Half Dome Village parking lots.

Vans are restricted from parking in the Village Store parking lot from *May through October*.

Passenger Loading and Unloading in the Yosemite Village/Half Dome Village areas

- 1) *Commercial vans and sedans are to use parking areas designated for the general public.* Restrictions listed in the previous section apply.
- 2) Mini-buses and motorcoaches must drive to the Yosemite Falls Day Use parking lot and unload passengers in the posted area. (There are no other unloading or loading locations in Yosemite Village areas with the exception of The Majestic Yosemite Hotel and Half Dome Village, and then, only if the tour group has reservations for meals or lodging at those locations.)
- 3) Mini-buses and motorcoaches are prohibited from entering the Village Store parking lots to drop off or pick up passengers.
- 4) Sedans and vans are restricted from loading or unloading passengers in the Village Store parking lot from *May through October*.
- 5) After unloading your passengers move to the designated Bus Parking areas and park as directed.

(Continued on next page)

**Passenger
Loading and
Unloading in the
Yosemite
Village/Half Dome
Village areas
continued**

- 6) Vans are not allowed to park in the designated bus parking spaces.
- 7) Have your passengers assembled and waiting at the designated loading area 15 minutes prior to scheduled pick up time.
- 8) Buses are restricted from parking long term in the loading/offloading area.

**PASSENGER
LOADING AND
UNLOADING AT :**

(The following areas may only to be used by groups with lodging or meal reservations at these locations.)

Half Dome Village

- Stop in front of the Half Dome Village registration office area to unload and load passengers and luggage.
- After unloading, return to the parking area at Yosemite Valley Lodge and park your bus in the designated Bus Parking area.

**The Majestic
Yosemite Hotel**

Unload passengers and luggage near the front of the hotel as directed by the hotel Bellman. After unloading, drive to the Yosemite Falls Use Parking area, located at the west end of Yosemite Valley Lodge, to park your bus. Buses may be parked overnight in the bus lot.

NOTE:

Due to parking limitations at both the Majestic Yosemite Hotel and Half Dome Village, buses may not arrive any earlier than 5 minutes prior to their scheduled pick up times and must leave the area once passengers are loaded. Early arrivals will be sent out of the area until passengers are assembled and ready to load. Five minute idle limitations apply here as well. If the driver is missing a visitor they should leave the area and return to the Yosemite Falls Day Use parking lot. Drivers/guides must leave word with the concierge or front desk that they will wait at the Yosemite Falls Day Use Parking lot for the missing passenger, or leave a message regarding the tour plan to meet up with the individual. Buses must not block the park shuttle bus access.

**Posted
Regulations**

Commercial buses must obey all posted regulations and/or directions given by authorized Park Service employees. A more complete listing of restrictions and regulations for Yosemite National Park may be found by referring to your Commercial Use Authorization which must be carried in the bus during your visit to the park.

Idling Buses

Maximum idle time at any location in Yosemite National Park is five (5) minutes. The only exception is for initial startup with a cold engine while driver is performing a pre-trip inspection as required by law. It is not for the use of air conditioners, heaters or other passenger/driver comforts. This rule is strictly enforced.

**Shuttle Bus
Lanes**

Commercial buses are not permitted to use, or stop in, the Shuttle Bus lanes or Shuttle Bus parking areas, with the exception of Majestic Yosemite Hotel guests.

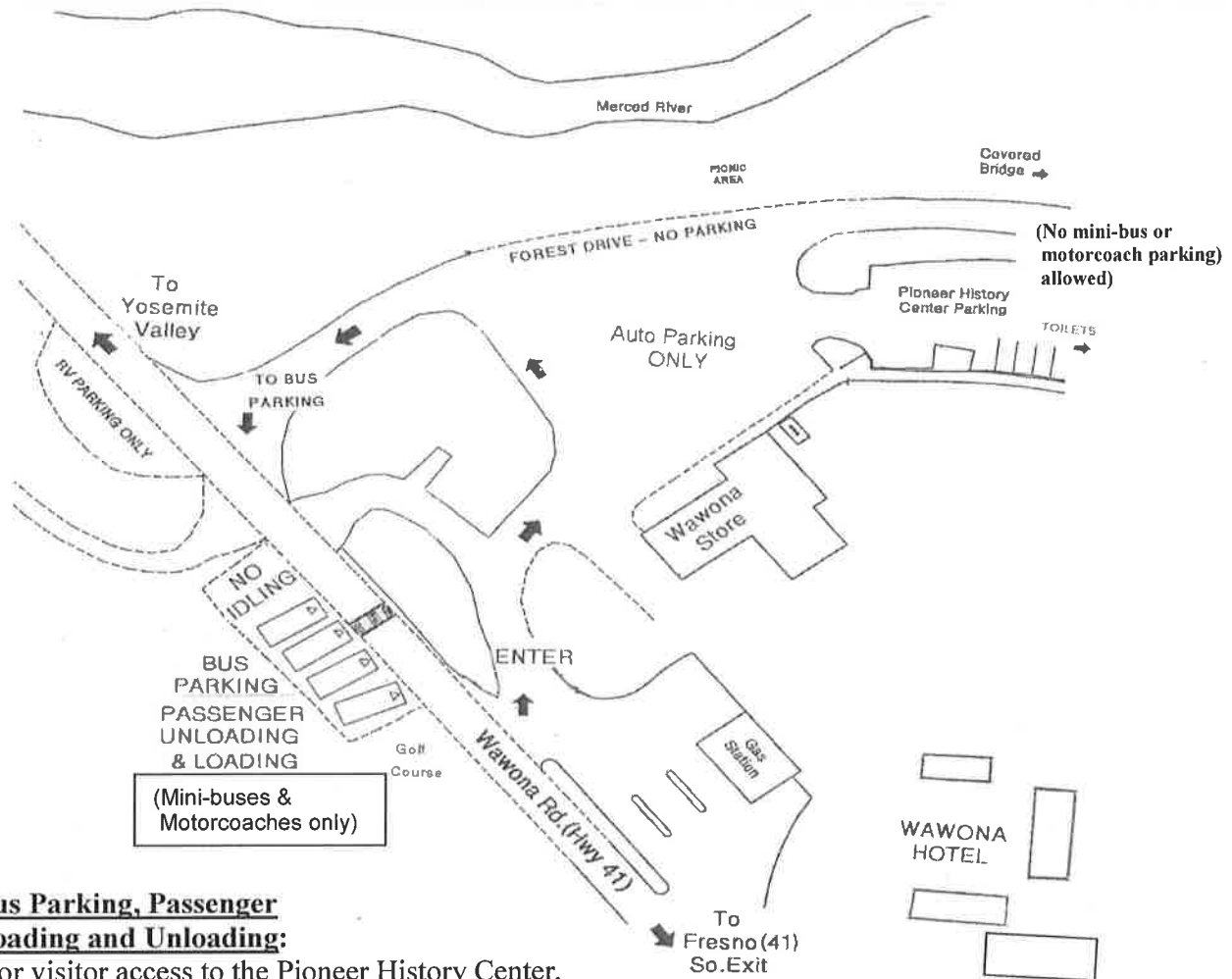
Picnic Areas

The Yosemite Falls Picnic area is the only designated picnic site in the Village area. No food preparation is permitted in the bus loading/unloading area or bus parking lot. Please distribute lunches in your bus before off-loading passengers. Shuttle Bus benches are for the use of shuttle bus passengers and may not be used for picnic seating. All garbage must be placed inside of an authorized closed-top garbage receptacle or bagged and taken out of the park by the tour group. Do not use the small trash bins to dispose of group trash.

Yosemite National Park
Commercial Use Office

BIG TREES STORE PARKING

(Yosemite Pioneer History Center)
(Big Trees Hotel overnight bus parking)



Bus Parking, Passenger Loading and Unloading:

(For visitor access to the Pioneer History Center, the Big Trees Store and The Big Trees Hotel.)

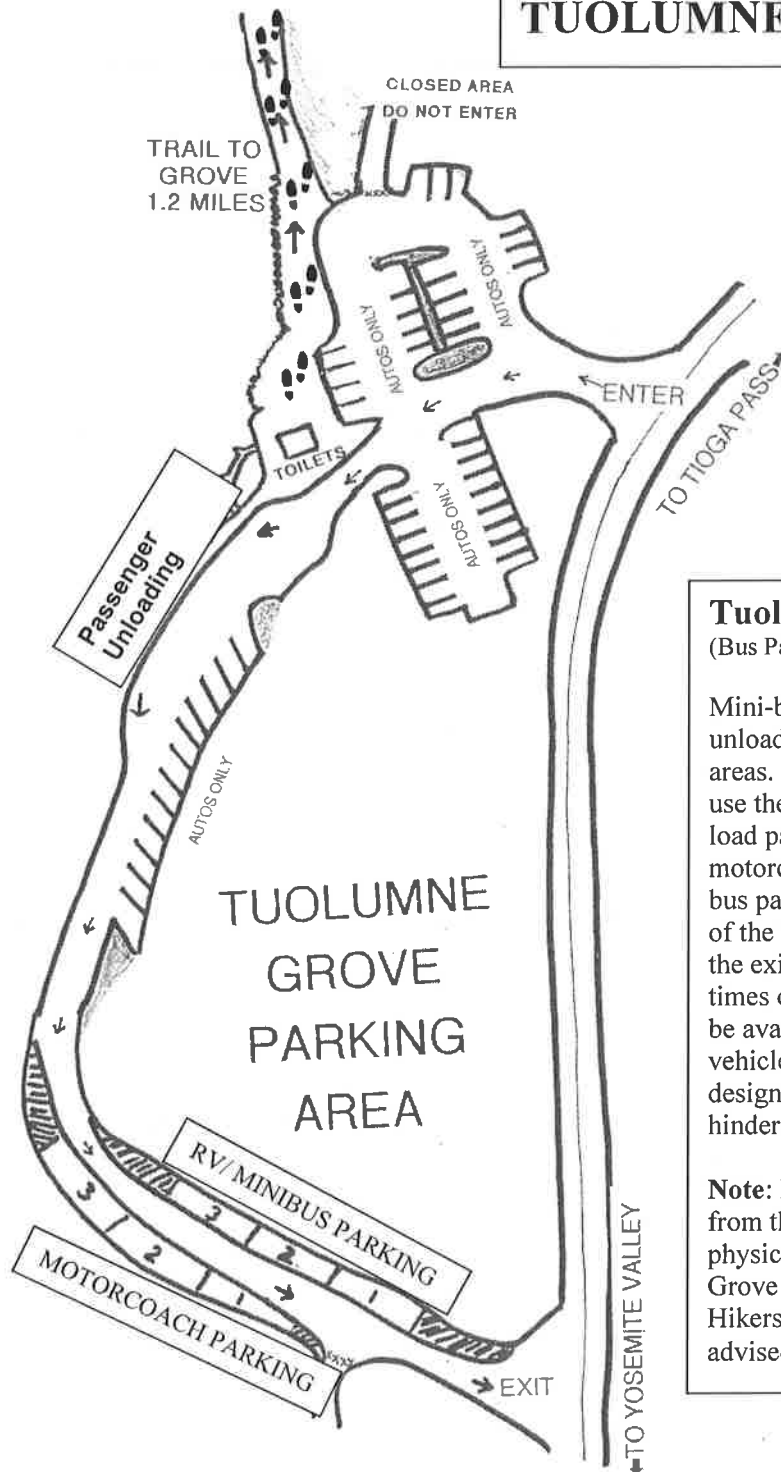
Mini-buses and motorcoaches must park in the dirt lot across from the store parking lot, near the golf course. (Please back into the parking space, parking vertically facing the road. Passengers must be directed to use the crosswalk when crossing the Wawona Rd. to and from the bus parking area. Drivers may not allow their bus to idle for more than 5 minutes.

Buses are NOT allowed to park along Forest Drive or in the Pioneer History Center parking lot.

Mariposa Grove Shuttle

There is no shuttle buses service available from Wawona to the Mariposa Grove for commercial tour bus groups.

TUOLUMNE GROVE PARKING



Tuolumne Grove Parking Area (Bus Parking is Limited)

Mini-buses and motorcoaches may not unload passengers in the auto parking areas. Mini-buses and motorcoaches must use the passenger unloading area to off-load passengers. All mini-buses and motorcoaches must park in the designated bus parking spaces located on the south end of the Tuolumne Grove parking area near the exit. There are no exceptions. During times of heavy visitation, parking may not be available. Drivers may be cited if their vehicle is parked in any area other than the designated bus parking spaces or if it hinders or interferes with traffic flow.

Note: Due to the elevation, the hike up from the Tuolumne Grove can be physically strenuous. Hiking up from the Grove often takes longer than hiking down. Hikers with health concerns should be advised of the difficulty of the hike.



ASSESSMENT OF ACTIONS HAVING AN EFFECT ON HISTORIC PROPERTIES

A. DESCRIPTION OF UNDERTAKING

1. **Park:** Yosemite National Park

2. **Project Description:**

Project Name: 2017-033 Parkwide Commercial Passenger Transportation Commercial Use Authorization (Programmatic CE)

Prepared by: Madelyn Ruffner **Date Prepared:** 09/25/2017 **Telephone:** 209-379-1226

PEPC Project Number: 74647

Locations:

County, State: Mariposa & Tuolumne Counties, CA

Area of potential effects (as defined in 36 CFR 800.16[d])

Parkwide roadways/pullouts/previously established parking areas

3. **Has the area of potential effects been surveyed to identify historic properties?**

☐ No

☒ Yes

Source or reference:

4. **Potentially Affected Resources:**

Archeological Resources Affected:

Archeological Resources Notes: The activity may occur within the boundaries of archeological districts but will not affect historic properties (archeological sites).

Historical Structures/Resources Affected:

Historical Structures/Resources Notes: The activity may occur within the boundaries of historic properties but will not affect historic resources.

Cultural Landscapes Affected:

Cultural Landscapes Notes: The activity may occur within the boundaries of historic properties but will not affect historic resources.

Ethnographic Resources Affected:

Ethnographic Resources Affected Notes: The activity may occur within the boundaries of traditional cultural properties but will not affect those resources.

5. The proposed action will: (check as many as apply)

- ☐ No Destroy, remove, or alter features/elements from a historic structure
- ☐ No Replace historic features/elements in kind
- ☐ No Add non-historic features/elements to a historic structure
- ☐ No Alter or remove features/elements of a historic setting or environment (inc. terrain)
- ☐ No Add non-historic features/elements (inc. visual, audible, or atmospheric) to a historic setting or cultural landscape
- ☐ No Disturb, destroy, or make archeological resources inaccessible
- ☐ No Disturb, destroy, or make ethnographic resources inaccessible
- ☐ No Potentially affect presently unidentified cultural resources
- ☐ No Begin or contribute to deterioration of historic features, terrain, setting, landscape elements, or archeological or ethnographic resources
- ☐ No Involve a real property transaction (exchange, sale, or lease of land or structures)
- ☐ No Other (please specify): _____

6. Supporting Study Data:

(Attach if feasible; if action is in a plan, EA or EIS, give name and project or page number.)

B. REVIEWS BY CULTURAL RESOURCE SPECIALISTS

The park 106 coordinator requested review by the park's cultural resource specialist/advisors as indicated by check-off boxes or as follows:

☒ [X] 106 Advisor

Name: Kimball Koch

Date: 09/25/2017

Comments: Activities will occur in roadways/previously established parking areas. No historic structures affected so no historical architect review required.

Check if project does not involve ground disturbance ☒ [X]

Assessment of Effect: ☐ No Potential to Cause Effect ☒ No Historic Properties Affected ☐ No

Adverse Effect ☐ Adverse Effect ☐ Streamlined Review

Recommendations for conditions or stipulations:

Doc Method: Standard 4-Step Process

☒ [X] Anthropologist

Name: Scott Carpenter

Date: 09/25/2017

Comments: Activities will occur in roadways/previously established parking areas. No traditional property concerns.

Check if project does not involve ground disturbance [☒]

Assessment of Effect: ☐ No Potential to Cause Effect ☒ No Historic Properties Affected ☐ No

Adverse Effect ☐ Adverse Effect ☐ Streamlined Review

Recommendations for conditions or stipulations:

Doc Method: Standard 4-Step Process

[☒] Archeologist

Name: Sara Dolan

Date: 09/25/2017

Comments: Activities will occur in roadways/previously established parking areas. No archeological concerns.

Check if project does not involve ground disturbance [☒]

Assessment of Effect: ☐ No Potential to Cause Effect ☒ No Historic Properties Affected ☐ No

Adverse Effect ☐ Adverse Effect ☐ Streamlined Review

Recommendations for conditions or stipulations:

Doc Method: Standard 4-Step Process

[☒] Historian

Name: Scott Carpenter

Date: 09/25/2017

Comments: Activities will occur in roadways/previously established parking areas.

Check if project does not involve ground disturbance [☒]

Assessment of Effect: ☐ No Potential to Cause Effect ☒ No Historic Properties Affected ☐ No

Adverse Effect ☐ Adverse Effect ☐ Streamlined Review

Recommendations for conditions or stipulations:

Doc Method: Standard 4-Step Process

[☒] Historical Landscape Architect

Name: Kimball Koch

Date: 09/25/2017

Comments: Activities will occur in roadways/previously established parking areas. No cultural landscape concerns.

Check if project does not involve ground disturbance [☒]

Assessment of Effect: ☐ No Potential to Cause Effect ☒ No Historic Properties Affected ☐ No

Adverse Effect ☐ Adverse Effect ☐ Streamlined Review

Recommendations for conditions or stipulations:

Doc Method: Standard 4-Step Process

No Reviews From: Curator, Historical Architect, Other Advisor

C. PARK SECTION 106 COORDINATOR'S REVIEW AND RECOMMENDATIONS

Assessment of Effect Form – 2017-033 Parkwide Commercial Passenger Transportation Commercial Use Authorization
(Programmatic CE) - PEPC ID: 74647

1. Assessment of Effect:

- ☐ No Potential to Cause Effects
☒ No Historic Properties Affected
☐ No Adverse Effect
☐ Adverse Effect

2. Documentation Method:

☒ A. STANDARD 36 CFR PART 800 CONSULTATION

The project has been assessed as not affecting historic properties, therefore consultation with SHPO is not required per 800.3(a)[1].

☐ B. STREAMLINED REVIEW UNDER THE 2008 SERVICEWIDE PROGRAMMATIC AGREEMENT (PA)

The above action meets all conditions for a streamlined review under section III of the 2008 Servicewide PA for Section 106 compliance.

APPLICABLE STREAMLINED REVIEW Criteria
(Specify 1-16 of the list of streamlined review criteria.)

☐ C. PLAN-RELATED UNDERTAKING

Consultation and review of the proposed undertaking were completed in the context of a plan review process, in accordance with the 2008 Servicewide PA and 36 CFR Part 800.
Specify plan/EA/EIS:

☐ D. UNDERTAKING RELATED TO ANOTHER AGREEMENT

The proposed undertaking is covered for Section 106 purposes under another document such as a statewide agreement established in accord with 36 CFR 800.7 or counterpart regulations.

☐ E. Combined NEPA/NHPA Process

Documentation is required for the preparation of an EA/FONSI or an EIS/ROD has been developed and used so as also to meet the requirements of 36 CFR 800.3 through 800.6

☐ G. Memo to SHPO/THPO

☐ H. Memo to ACHP

SHPO/THPO Notes:

3. Additional Consulting Parties Information:

Additional Consulting Parties: No

4. Stipulations and Conditions:

Assessment of Effect Form – 2017-033 Parkwide Commercial Passenger Transportation Commercial Use Authorization (Programmatic CE) - PEPC ID: 74647

Following are listed any stipulations or conditions necessary to ensure that the assessment of effect above is consistent with 36 CFR Part 800 criteria of effect or to avoid or reduce potential adverse effects.

5. Mitigations/Treatment Measures:

Measures to prevent or minimize loss or impairment of historic/prehistoric properties:
(Remember that setting, location, and use may be relevant.)

No Assessment of Effect mitigations identified.

D. RECOMMENDED BY PARK SECTION 106 COORDINATOR:

Section 106 Advisor:

Kimball
Koch




Date: 10/11/2017

E. SUPERINTENDENT'S APPROVAL

The proposed work conforms to the NPS *Management Policies and Cultural Resource Management Guideline*, and I have reviewed and approve the recommendations, stipulations, or conditions noted in Section C of this form.

Acting
Superintendent:



Date: 10/12/17