










Proposed Manatee Zones

Everglades National Park

Alternative 1

- | | |
|---|--|
|  Channel |  Idle Speed |
|  Proposed 30 MPH Channel |  Slow Speed |
|  AIP Boundary |  Proposed Slow Speed |
|  Land |  20 MPH Zone |
| |  Proposed 20 MPH Zone |

0 1 2 Kilometers