










# Proposed Manatee Zones

Everglades National Park

## Alternative 2

- |   |  |
|---|--|
|  Channel                 |  Idle Speed           |
|  Proposed 30 MPH Channel |  Slow Speed           |
|  AIP Boundary            |  Proposed Slow Speed  |
|  Land                    |  20 MPH Zone          |
|   |  Proposed 20 MPH Zone |

0 1 2 Kilometers