

PROCEDURE FOR REMOVAL OF CANTED END OF GARBAGE STORAGE ROOM (SEE PLAN BELOW)

1. SHORE, CUT & REMOVE ROOF SLAB.
2. REMOVE EASTERLY 3'-6" OF NORTH WALL.
3. CUT AND REMOVE FLOOR SLAB.
4. INSTALL 8" CONCRETE BLOCK WALL AT EAST END.
5. TRIM SLAB EDGES AND INSTALL EXPANSION ANCHORS (SECT. B-B)
6. POUR ROOF PARAPET.
7. APPLY STUCCO AND PARPING TO MATCH EXISTING.
8. PAINT ENTIRE BUILDING.

GENERAL NOTES:

1. ALL NEW FLOOR WALLS & CEM. FINISH IS TO MATCH EXISTING.
2. PAINT ALL NEW WORK TO MATCH EXISTING.
3. PAINT EXISTING NORTH WALL DOORS, LOUVERS AND TRIM WHERE INDICATED ON PLAN.

SCHEDULE OF REFRIGERATOR STORAGE

B	DOUBLE DOOR WIDE OPENING ALUMINUM UTILITY CABINET 19 1/2" x 28 1/2" x 69 3/4" HIGH W/ REMOVABLE INSIDE ANGLE RACKS. NINE HIGH ADJUSTABLE WITH PADLOCK
C	WIDE OPENING, MOBILE, ALUMINUM ANGLE RACK - 50" CENTERS 18 1/2" x 30 1/2" x 69 3/4"
G-4	MOBILE STAINLESS STEEL SHELF UNIT 21" x 50" x 63" H., 4 SHELVES
G-5	" " " " 21" x 50" x 63" H., 5 SHELVES
M-4	" " " " 21" x 44" x 63" H., 4 SHELVES
M-5	" " " " 21" x 44" x 63" H., 5 SHELVES
N-4	" " " " 21" x 40" x 63" H., 4 SHELVES
N-5	" " " " 21" x 40" x 63" H., 5 SHELVES
P-4	STATIONARY " " " 21" x 45" x 69" H., 4 SHELVES
Q-4	STATIONARY " " " 21" x 36" x 69" H., 4 SHELVES
R	ALUM. ANGLE LEDGE RACK - 50" O.C. 20 3/4" x 22 1/2" x 69 3/4" H.

REVISION	DATE	DESCRIPTION	BY
		CANEEL BAY PLANTATION ST. JOHN, VIRGIN ISLANDS	
PROJECT	124-B	MAIN KITCHEN REFRIGERATION PLANS AND ELEVATIONS	
DES. BY:	D.T.	PRAEGER-KAVANAGH-WATERBURY	SCALE AS SHOWN
DWN. BY:	D.T.	ENGINEERS - ARCHITECTS	DATE: SEPT 1, 1964
CHKD. BY:	E.J.F.	200 PARK AVE.	DWG. NO. 124B-1
APVD. BY:		NEW YORK, NEW YORK 10017	



- GENERAL NOTES
1. Final locations of buildings to be determined by layout at site.
 2. Final grade elevations and alignment of pipeline to be determined at the site. Maintain a minimum of 1% slope on all gravity drain lines.
 3. All walkways shall be precast concrete pavers block.
 4. Roadways and parking areas shall be surfaced with 6 inches of compacted gravel.
 5. Pipe materials shall be as follows:

Water Distribution - Type "K" Copper
Cistern Suction - Type "K" Copper
Sanitary Sewer - Asbestos Cement
Irrigation Piping - Schedule 40 PVC

PLUMBING & ELECTRICAL
UTILITY SITE PLAN

DWG. NO.

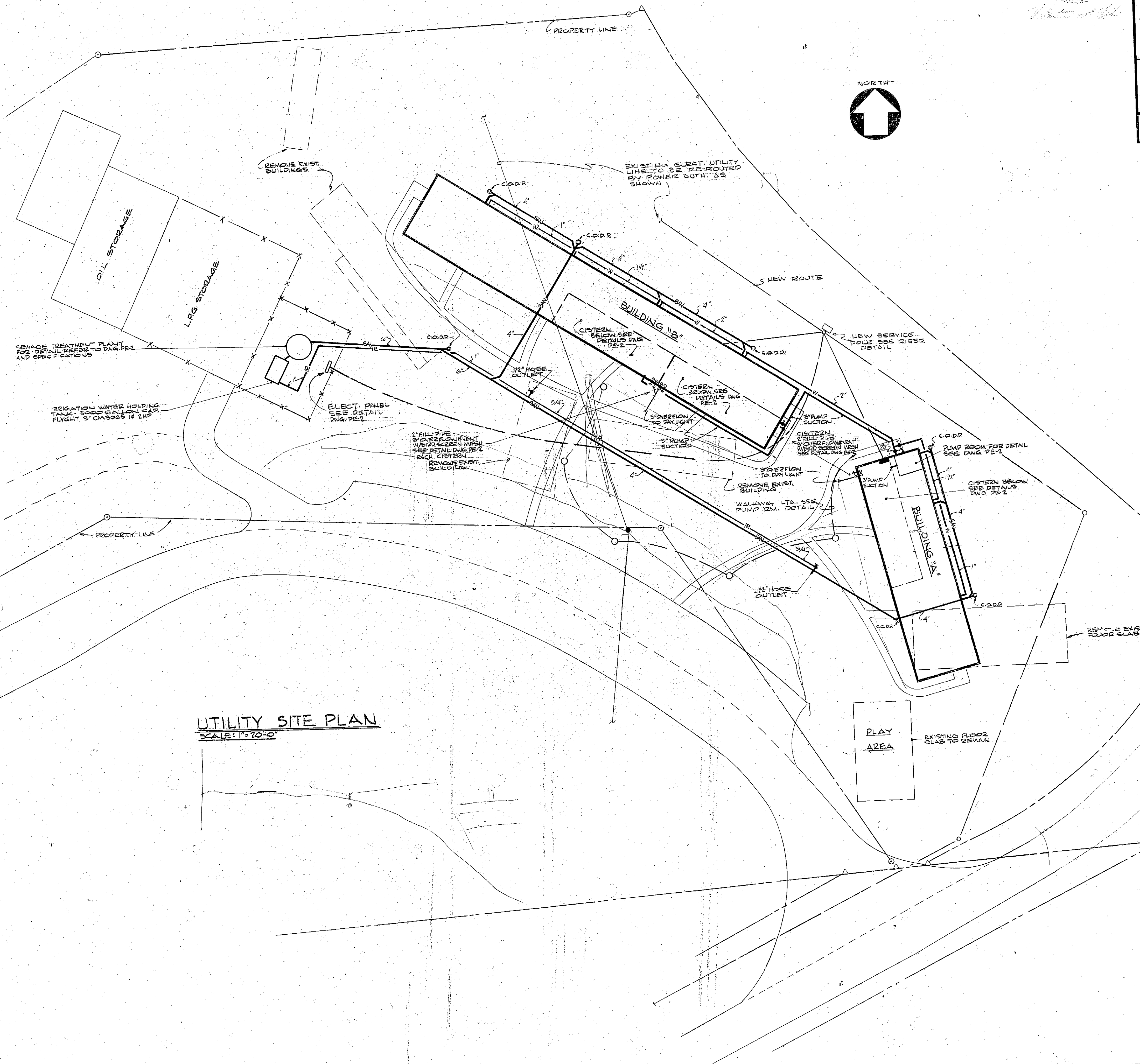
PE-1

CANEEL BAY STAFF HOUSING

CRUZ BAY, ST. JOHN, U.S.V.I.

SCALE: AS NOTED
DATE: AUG 1970
DWN. BY: CWL

LEWIS ASSOCIATES CONSULTING ENGINEERS
250 WEST 57TH STREET
NEW YORK, N.Y. 10019



KEY OF SYMBOLS

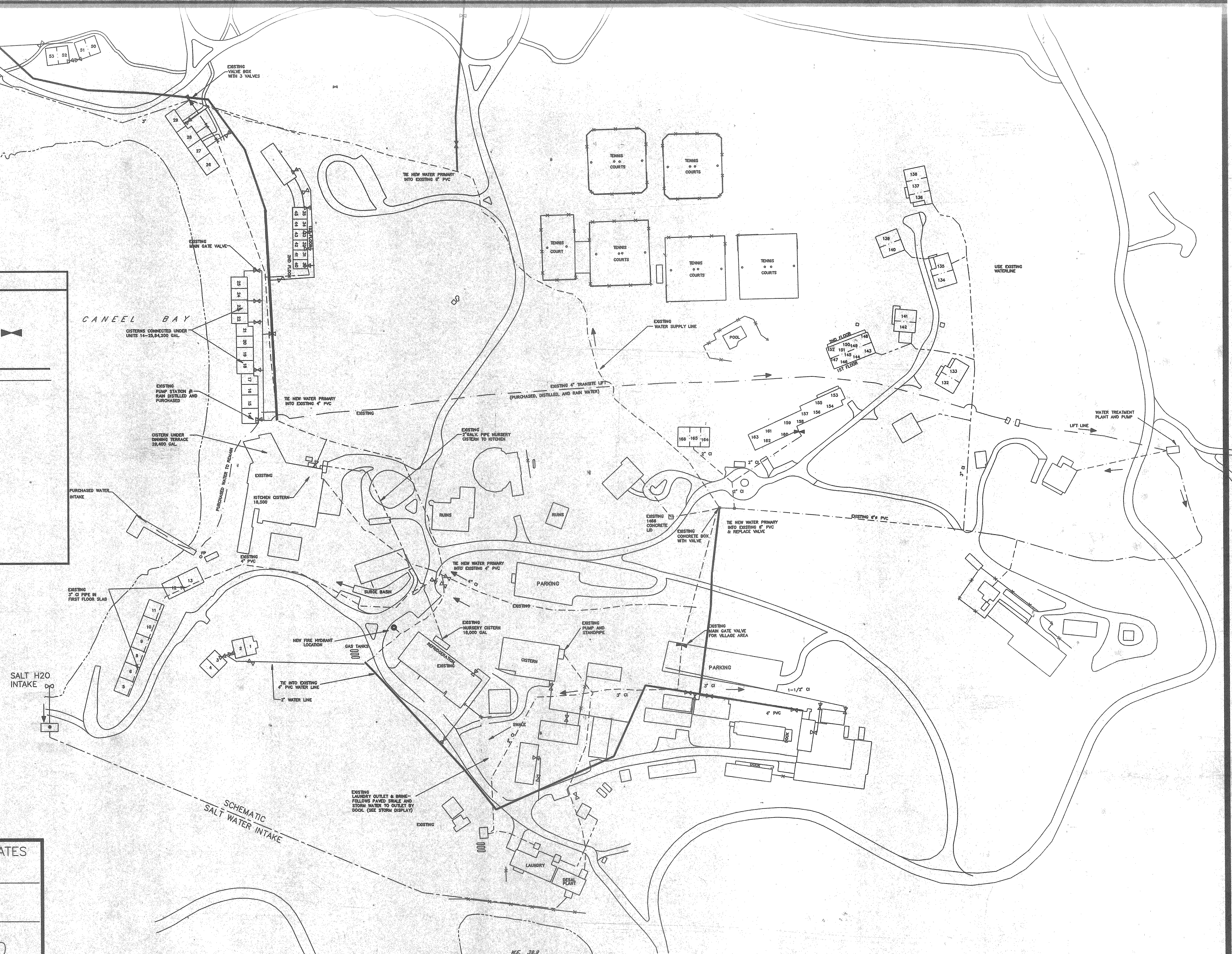

- SAN — SANITARY SEWER
— IR — IRRIGATION WATER
— W — DOMESTIC WATER
— — ELECTRIC WIRING BELOW GRADE
— — PROPERTY LINE
— O — CLEANOUT TO GRADE (C.O.D.)



AR 004831

REVISION	DATE
1	10/1/61
2	10/1/61
3	10/1/61
4	10/1/61
5	10/1/61
6	10/1/61
7	10/1/61
8	10/1/61
9	10/1/61
10	10/1/61
11	10/1/61
12	10/1/61
13	10/1/61
14	10/1/61
15	10/1/61
16	10/1/61
17	10/1/61
18	10/1/61
19	10/1/61
20	10/1/61
21	10/1/61
22	10/1/61
23	10/1/61
24	10/1/61
25	10/1/61
26	10/1/61
27	10/1/61
28	10/1/61
29	10/1/61
30	10/1/61
31	10/1/61
32	10/1/61
33	10/1/61
34	10/1/61
35	10/1/61
36	10/1/61
37	10/1/61
38	10/1/61
39	10/1/61
40	10/1/61
41	10/1/61
42	10/1/61
43	10/1/61
44	10/1/61
45	10/1/61
46	10/1/61
47	10/1/61
48	10/1/61
49	10/1/61
50	10/1/61
51	10/1/61
52	10/1/61
53	10/1/61
54	10/1/61
55	10/1/61
56	10/1/61
57	10/1/61
58	10/1/61
59	10/1/61
60	10/1/61
61	10/1/61
62	10/1/61
63	10/1/61
64	10/1/61
65	10/1/61
66	10/1/61
67	10/1/61
68	10/1/61
69	10/1/61
70	10/1/61
71	10/1/61
72	10/1/61
73	10/1/61
74	10/1/61
75	10/1/61
76	10/1/61
77	10/1/61
78	10/1/61
79	10/1/61
80	10/1/61
81	10/1/61
82	10/1/61
83	10/1/61
84	10/1/61
85	10/1/61
86	10/1/61
87	10/1/61
88	10/1/61
89	10/1/61
90	10/1/61
91	10/1/61
92	10/1/61
93	10/1/61
94	10/1/61
95	10/1/61
96	10/1/61
97	10/1/61
98	10/1/61
99	10/1/61
100	10/1/61

CBIA NPS008575



Existing Conditions

BRILL/ DE HAAS & ASSOCIATES
ARCHITECTS / PLANNERS
6100 REDHOOK QUARTERS
ST. THOMAS, U.S.V.I., 00802

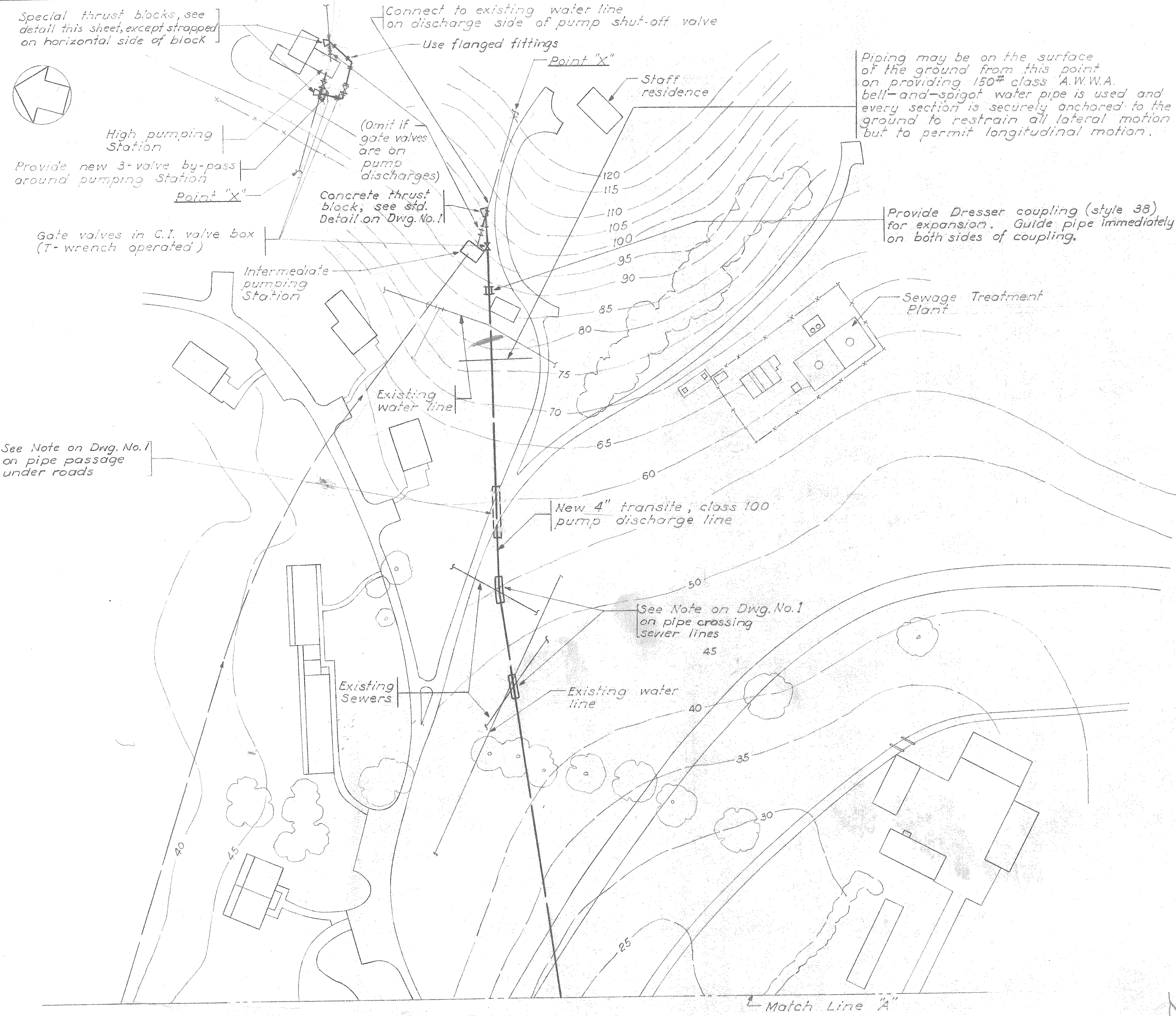
CANEEL BAY RESORT
WATER TRENCH PLAN

ST. JOHN, U.S.V.I.

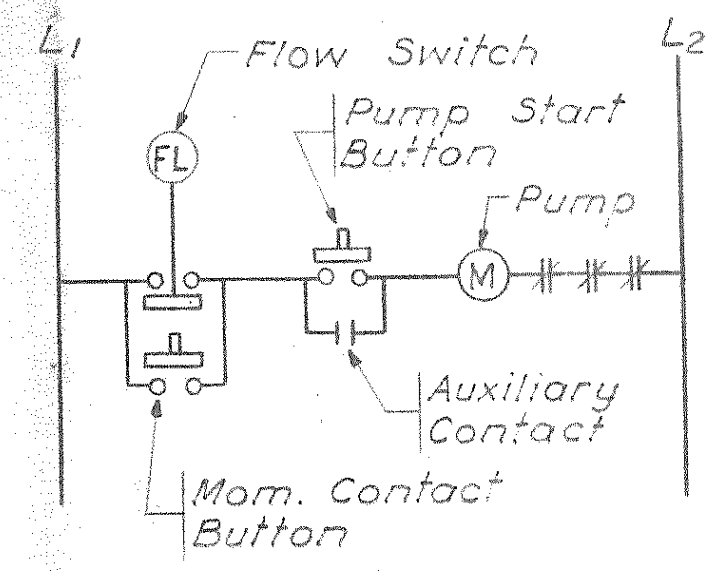
SHEET NUMBER:

W-2.0

SCALE: 1"=80'
DATE: 3/12/97
JOB NO. 1760-1

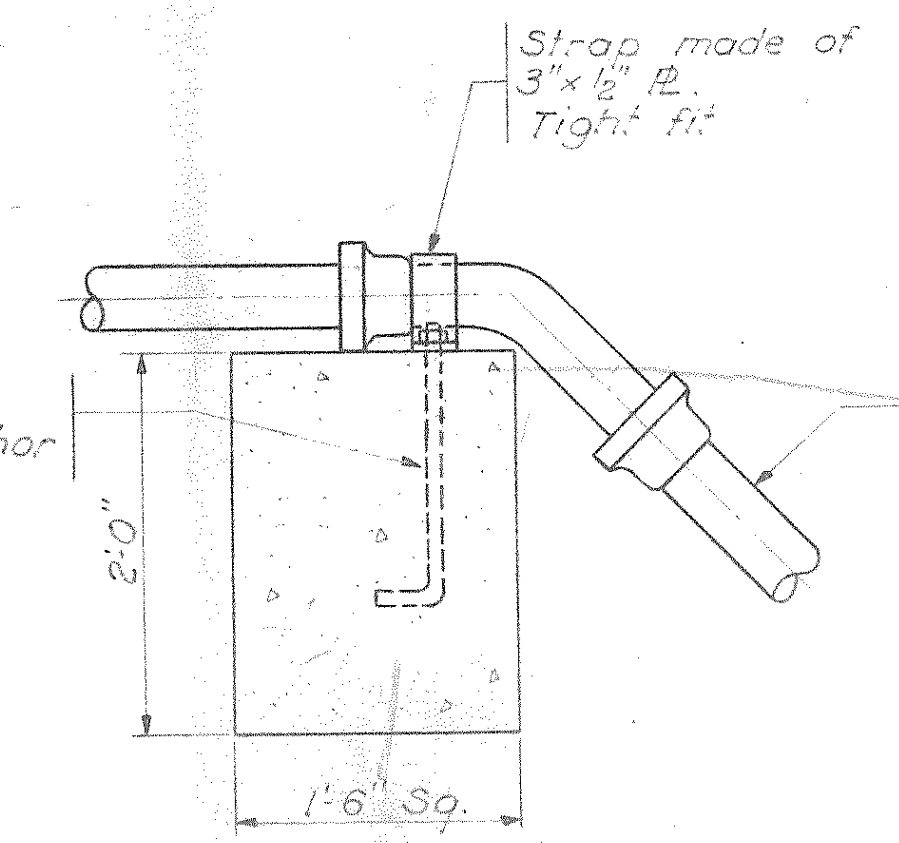


GENERAL PLAN

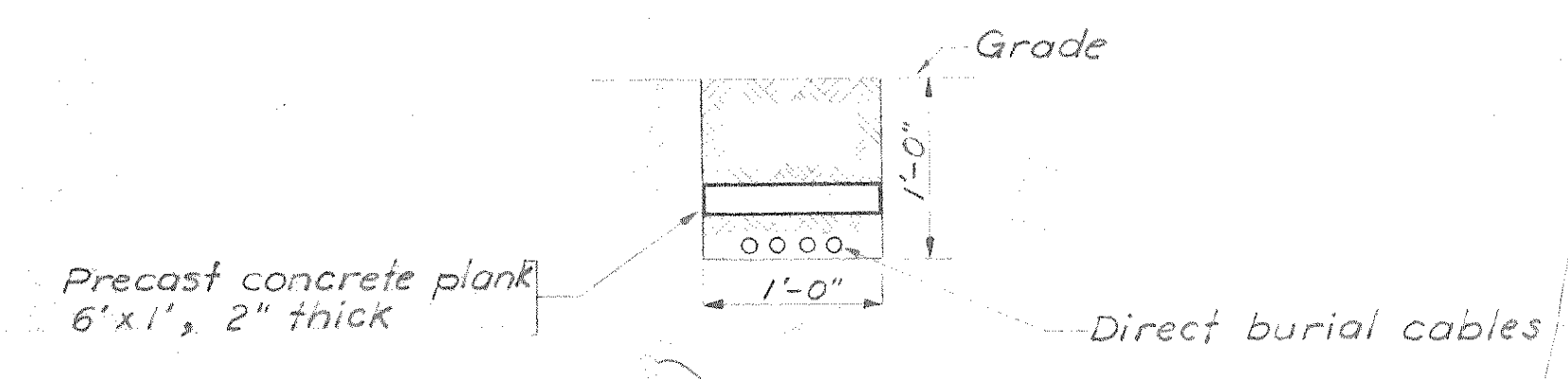


SINGLE LINE CONTROL DIAGRAM
N.T.S.

- Notes:
1. Provide a lamicoid b. & white label to read: "To start pump press n. contact button and pump start button at the same time."
 2. Note that the aux. contact connection parallels the start button only.

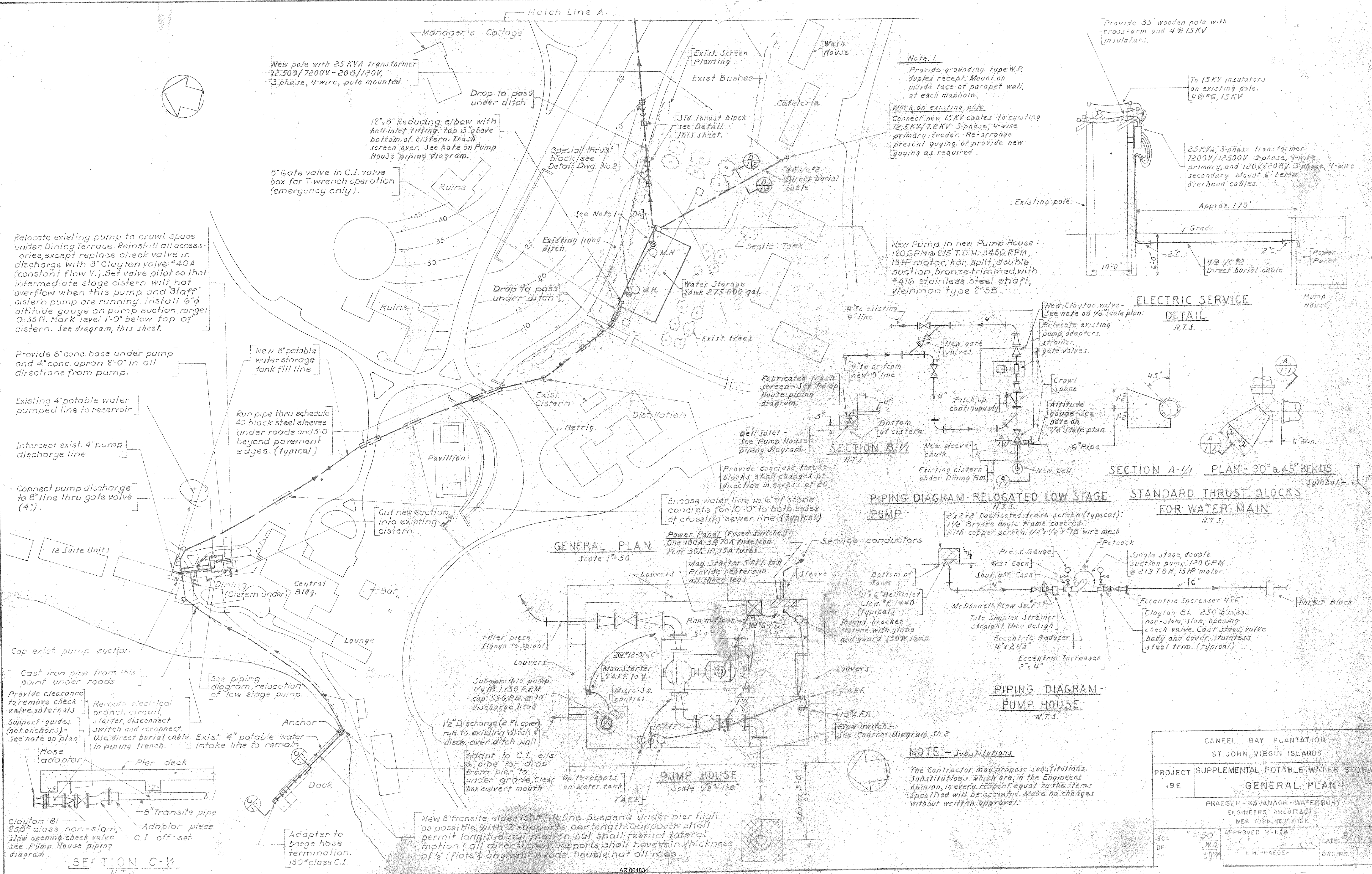


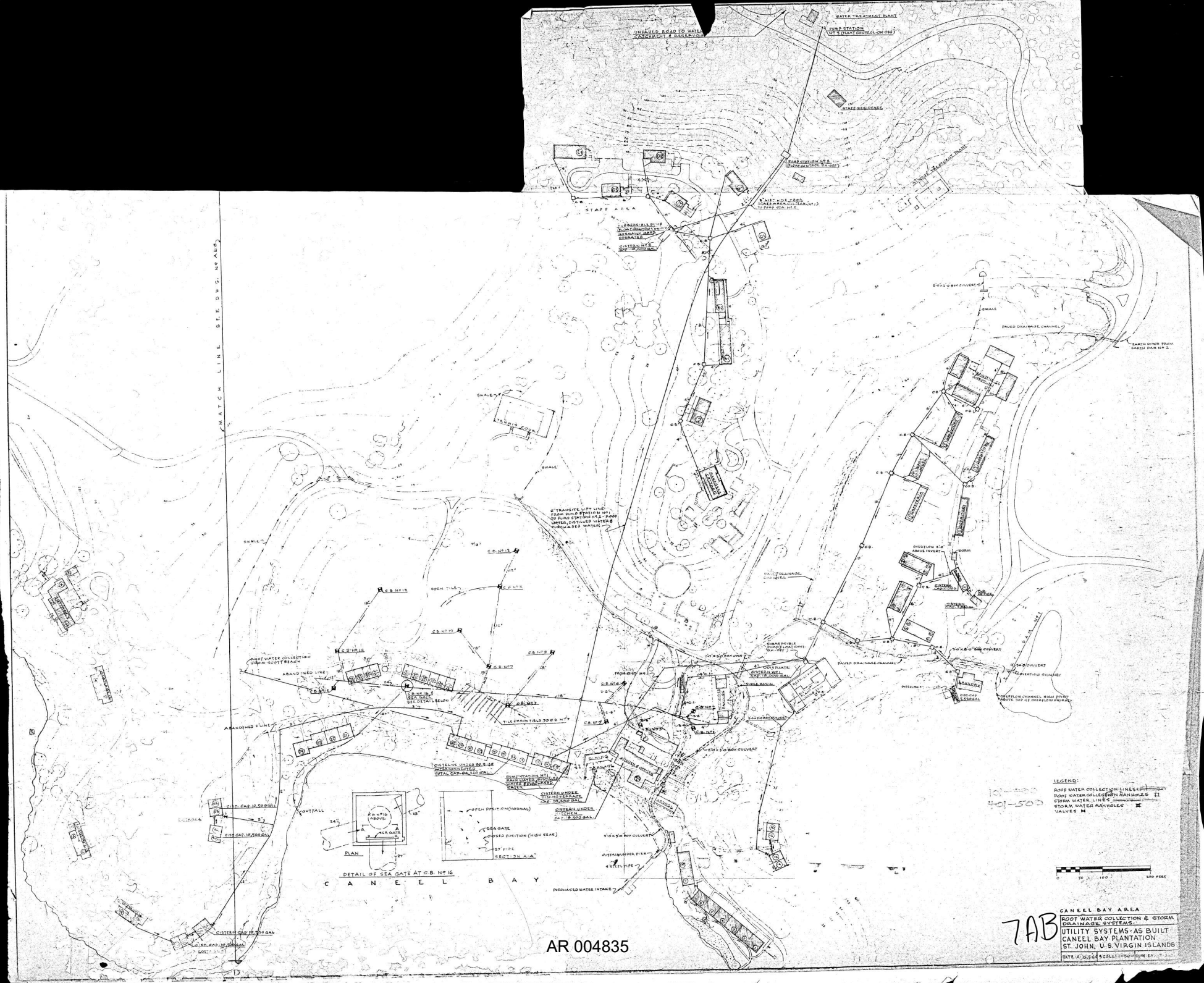
SPECIAL THRUST BLOCK
FOR PIPE DROP UNDER DITCHES
Scale: 1"=1'-0"



SECTION D-1/2
N.T.S.

CANEEL BAY PLANTATION ST. JOHN, VIRGIN ISLANDS		
PROJECT	SUPPLEMENTAL POTABLE WATER STOP	
19E	GENERAL PLAN-II	
PRAEGER-KAVANAGH-WATERBURY ENGINEERS ARCHITECTS NEW YORK, NEW YORK		
SCALE 1" = 50'	APPROVED P-K-W	DATE 8/
DRAWN BY P.S.	E H PRAEGER	DWG. NO.
CHECKED BY <i>[Signature]</i>		



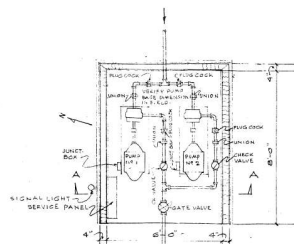


AR 004835

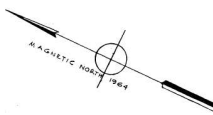
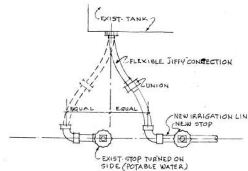
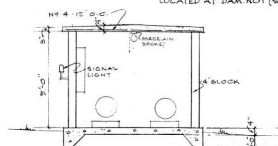
7AB

CANEEL BAY AREA
 ROOF WATER COLLECTION & STORM
 DRAINAGE SYSTEMS
 UTILITY SYSTEMS-AS BUILT
 CANEEL BAY PLANTATION
 ST. JOHN, U.S. VIRGIN ISLANDS
 DATE: 10/25/64 PREPARED BY: J. J. JONES

4AB



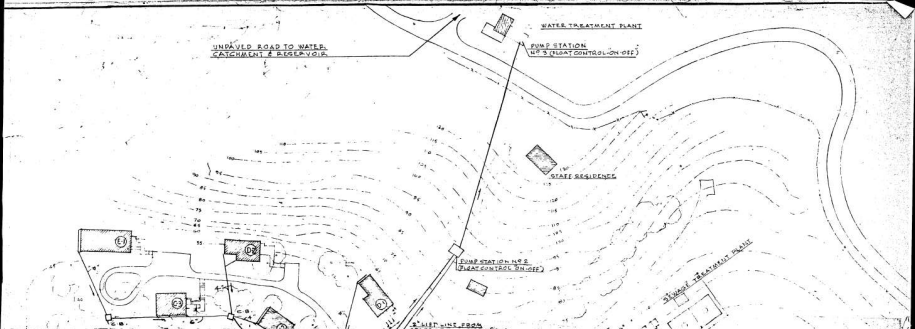
DETAIL B' PUMP ENCLOSURE
LOCATED AT DAM NO. 1 (SEE DWG. A-B-3)



TURTLE BAY - SCOTT BEACH AREA
SEWAGE DISPOSAL IRRIGATION
SYSTEMS - AS BUILT
CANEEL BAY PLANTATION
ST. JOHN, U.S. VIRGIN ISLANDS
DATE: AUG 5 64 SCALE: 1"=50' DRAWN BY: TDC

AR 004836

AB
4





AR 004837

~~1993~~

1994


Photos
from


Director's
office



AR 004839

CBIA_NPS008610








AR 004841

CBIA_NPS008612





AR 004842

CBIA_NPS008613




AR 004843

CBIA_NPS008614





AR 004844

CBIA_NPS008615



AR 004845

CBIA_NPS008616



AR 004846

CBIA_NPS008617







AR 004849

CBIA_NPS008620



AR 004850

CBIA_NPS008621





AR 004852

CBIA_NPS008623



AR 004853

CBIA_NPS008624





AR 004855


CBIA_NPS008626



AR 004856



CBIA_NPS008627



AR 004857

CBIA_NPS008628



AR 004858

CBIA_NPS008629



AR 004859

CBIA_NPS008630



AR 004860

CBIA_NPS008631




AR 004861

CBIA_NPS008632





AR 004862

CBIA_NPS008633



AR 004863

CBIA_NPS008634



AR 004864

CBIA_NPS008635





AR 004866

CBIA_NPS008637



AR 004867

CBIA_NPS008638



AR 004868

CBIA_NPS008639



AR 004869





CBIA_NPS008640





AR 004871

CBIA_NPS008642



AR 004872

CBIA_NPS008643



AR 004873

CBIA_NPS008644




AR 004874

CBIA_NPS008645





AR 004875

CBIA_NPS008646





AR 004876

CBIA_NPS008647



AR 004877

CBIA_NPS008648



AR 004878







CBIA_NPS008649



AR 004879

CBIA_NPS008650



AR 004880

CBIA_NPS008651



AR 004881

CBIA_NPS008652



AR 004882

CBIA_NPS008653



AR 004883

CBIA_NPS008654



AR 004884

CBIA_NPS008655



AR 004885

CBIA_NPS008656






AR 004886

CBIA_NPS008657



AR 004887

CBIA_NPS008658



AR 004888

CBIA_NPS008659



AR 004889

CBIA_NPS008660



AR 004890

CBIA_NPS008661



AR 004891

CBIA_NPS008662



AR 004892

CBIA_NPS008663



AR 004893

CBIA_NPS008664



AR 004894


CBIA_NPS008665





AR 004896

CBIA_NPS008667



AR 004897





CBIA_NPS008668




AR 004898

CBIA_NPS008669




AR 004899

CBIA_NPS008670




AR 004900

CBIA_NPS008671



AR 004901


CBIA_NPS008672





AR 004903

CBIA_NPS008674



AR 004904

CBIA_NPS008675



AR 004905

CBIA_NPS008676




AR 004906

CBIA_NPS008677






AR 004907

CBIA_NPS008678




AR 004908

CBIA_NPS008679



AR 004909

CBIA_NPS008680



AR 004910

CBIA_NPS008681





AR 004911

CBIA_NPS008682




AR 004912

CBIA_NPS008683



AR 004913

CBIA_NPS008684



AR 004914

CBIA_NPS008685



AR 004915

CBIA_NPS008686





AR 004916

CBIA_NPS008687




AR 004917

CBIA_NPS008688









AR 004920

CBIA_NPS008691



AR 004921


CBIA_NPS008692








AR 004923

CBIA_NPS008694



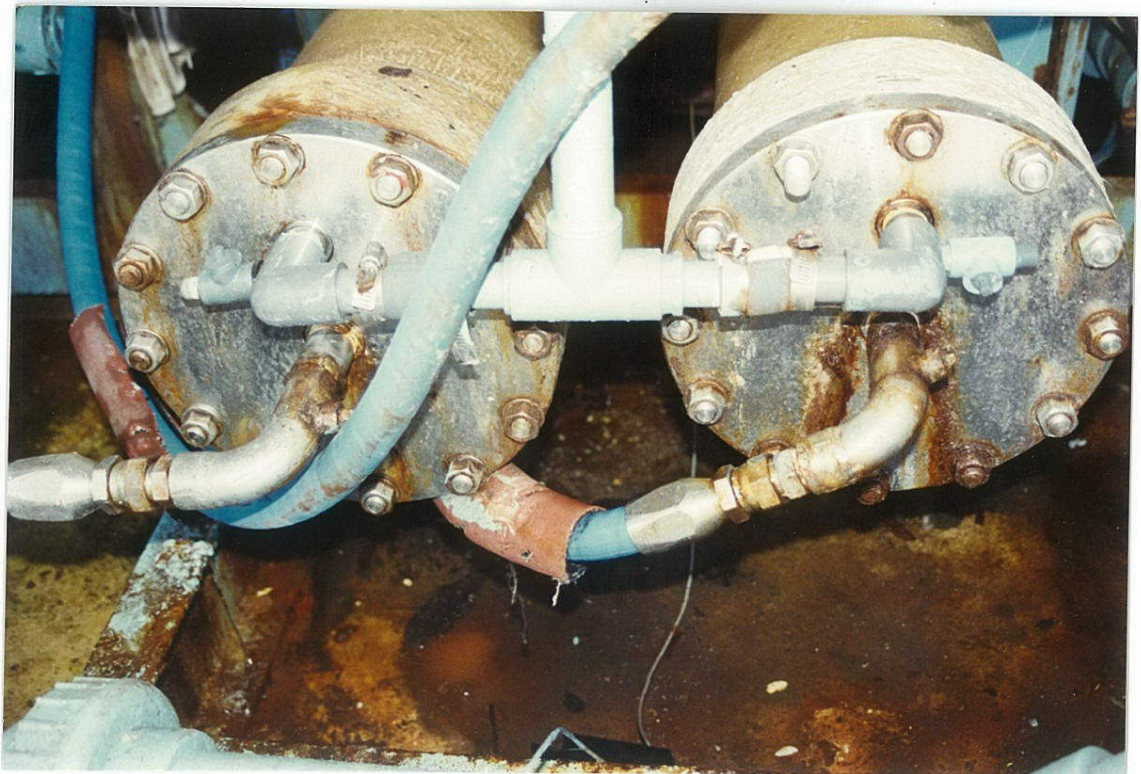


AR 004924

CBIA_NPS008695






AR 004925

CBIA_NPS008696






AR 004926

CBIA_NPS008697





AR 004927

CBIA_NPS008698



AR 004928

CBIA_NPS008699






AR 004929

CBIA_NPS008700





AR 004930

CBIA_NPS008701






AR 004931

CBIA_NPS008702






AR 004932

CBIA_NPS008703






AR 004933


CBIA_NPS008704




AR 004934

CBIA_NPS008705











AR 004937

CBIA_NPS008708




AR 004938

CBIA_NPS008709



AR 004939

CBIA_NPS008710



AR 004940

CBIA_NPS008711




AR 004941

CBIA_NPS008712



AR 004942

CBIA_NPS008713



AR 004943

CBIA_NPS008714

